

# DR DATHU RAO MEMORIAL CHARITABLE TRUST



## ANNUAL REPORT 2019 – 2020

SABIN-PATHWAY HOME FOR PERSONS WITH  
INTELLECTUAL DISABILITY & ASSOCIATED  
CONDITIONS

Agili, Sendhivakkam Post-603 319 Chengalpet District

Mobile : 9840121859, 98948 03599

[www.pathway.org.in](http://www.pathway.org.in)

## FROM THE CO-FOUNDER-HON.DIRECTOR'S DESK



As we welcome the start of the new session of the year 2019-2020 we welcome the many blessings bestowed on us by mankind as well the Almighty. As we welcome the New Year, we are indeed grateful for the many blessings we have received. We have had a windfall of awards this financial year which has spiralled the moral of all working at Pathway since their efforts has been recognized as a team. We are indeed grateful to work with most dedicated team from all the three centres. At the same time this year we have also witnessed and been a part of the challenges that the Corona Virus or COVID-19 has brought throughout the world. It was heartening to note that there were umpteen number of people all over the world praying and fasting for us though facing the same challenges like us. We are indeed grateful for all those souls and every well wisher who stood by our side. Because of the lock-down many events have been postponed indefinitely. It was heartening to realise that during this turbulent period we led a charmed life since all the kids, and staff at all the facilities were unharmed We are grateful to have been blessed with courage, strength, and above all with mercy of God to overcome these daunting challenges.

This year too we had visits from some very wonderful well wishers like Mr Joshua Wiser, Mr Alex Martinez, Mrs Pamela Martinez, Brix, Hannah, Roger Wood and his daughter, Julie Stock and her family, students and faculty from Ali Yavar Jung National Institute of Speech and Hearing Disabilities, Odisha twice in this academic year. Below I am sharing some excerpts of their visit in their own words-

*We are happy to have the opportunity to visit this institute on this 24<sup>th</sup> jan2020 to express our experience got from people of this institution. We do not have words. The word excellence does not even say how good the children learn and trained by the committed teachers and staff.*

*We are really inspired by the words of the present Director of this institute-Dr. ChandraPrasad.*

*Hope we carry this experience and put them in work to prove ourselves that we are inspired. With regards- 25 students of REGIONAL CENTRE, JANLA, ODISHA, ALI YAVAR JUNG NATIONAL INSTITUTE OF SPEECH AND HEARING DISABILITIES*

*It was wonderful to see the farm and the kids. I felt like a very welcome guest ---JOSHUA WISER*

*I think about our experience daily. You and Pathway made such a great impact on me and my family.---ROGER WOODS*

*Had an amazing experience. The staff are friendly and attentive. Interacted with students. Found to be very experienced in the vocational unit. Wonderful dedication. Keep it up. ---Dr PARVATHY S*

*It is truly amazing place for -the abilities of special children who have very special talents.---ALI YAVAR JUNG NATIONAL INSTITUTE OF SPEECH AND HEARING DISABILITIES, REGIONAL CENTRE 14.02.2020- 30 students*

It is also our desire to magnify our endeavor to serve many more “poorest of the poor” through our outreach program in remote villages. This academic year we have partnered with RMD Hospice group for serving two panchayats thereby helping more than 1000 families. We believe that every child is special and has been especially sent to us to be served. At this marvelous time I convey our continued gratitude to all our partners and benefactors and pray for their continued love, munificence, and

association. I would like to add a note here that we have lost one of our honorable trustee Mr Y V R Rao who was a staunch supporter of our work for umpteen number of years. His death will always leave a lacuna . We will definitely miss his smile and the goodness of his heart which had gladdened so many a heart here.

We are indeed very grateful to Sabin Foundation, A Brighter Path, Judge William Sheffield, Mr and Mrs William P Benac and Mr John-Luc Butel, Mrs Ursula Bose, Drawing & Sponsors Emmaus, Mr Jim and Karen Dossdall, Mr Michael Ang and family, Mr Jim and Gemie Martin, Mr Keyne Monson who continue to support us. My most sincere and grateful thanks is also due to the grants received by the State govt of TamilNadu, which includes Chennai and Kancheepuram district as well the Govt of India who have strengthened our hands and are an integral part of our work Our most dedicated staff continue to intensify their efforts and serve more of His children with renewed zeal and enthusiasm. As member of the editorial board, I earnestly hope that you enjoy reading this annual report.

## ORGANIZATION BOARD

Pathway has a clearly defined Memorandum and Articles of Association which directs the working of the organisation. This society has a distinguished Board of Trustees

### DR DATHU RAO MEMORIAL CHARITABLE TRUST ORGANIZATION - BOARD

- ❖ The board members meet at least four times a year to transact the business of the organization and meets every year to conduct the Annual General Body meeting to review the work of the organization and resolve various important issues, including: Acceptance and passage of yearly budget
- ❖ Reviews of audit accounts and balance sheet , Appointment of auditors and lawyer
- ❖ Election of officers, Long-range planning and development goals of the centres
- ❖ Offers general direction in the everyday operation of the organization.



DHULI PATNAIK  
PRESIDENT



ABHIJEET PAREKH  
VICE-PRESIDENT



CHANDRA PRASAD  
GEN. SECY



A M RAMAR  
TREASURER



S. ACHUTAN  
TRUSTEE



SHANT JAIN  
TRUSTEE



USHA RAMMOHAN  
TRUSTEE



DR PRADHAN R  
TRUSTEE



LATE Y V R RAO  
TRUSTEE



DR JAYALAKSHMI  
TRUSTEE

*Note : Mr Y V R Rao served from  
June 2000 to 2020 February*



## ORGANIZATION - GOVERNANCE

Pathway has a clearly defined Memorandum and Articles of Association which directs the working of the organisation. This society has a distinguished Board of Trustees

### BOARD OF TRUSTEES

MRS. DHULI PATNAIK  
PRESIDENT

MR. ABHIJEET PAREKH  
VICE-PRESIDENT

MRS. CHANDRA PRASAD  
GENERAL SECRETARY

MR. A.M. RAMAR  
TREASURER

### EXECUTIVE MEMBERS

Mr. SANTHANAGOPALAN ACHUTAN

MR. SHANTH K JAIN

MRS USHA RAMMOHAN

### GENERAL BODY MEMBERS

DR JAYALAKSHMI

DR. PRADHAN RAVINDRANATH

### AUDITOR

SRIDHAR KRISHNAMURTHY &  
ASSOCIATES







Pathway is run under the auspices of Dr. Dathu Rao Memorial Charitable Trust a Registered Society under the Tamil Nadu Societies Registration Act.

❖ Recognized by the office of the Commissioner for the Differently Abled, Government of Tamil Nadu (Department of Differently Abled Welfare).

The organization receives an annual grant-in-aid from the Ministry of Social Justice and Empowerment, Government of India.

The organization receives grant in aid from the office of Commissioner for the Differently Abled, Government of Tamil Nadu (Department of Differently Abled Welfare) for the project “Pathway - Sabin Home for persons with Mental Retardation and Associated Conditions”

Pathway is monitored and audited yearly by independent parties to ensure proper implementation of all finances and governance.

## RECOGNITION AND GRANT-IN-AID

- ❖ Ministry of Social Justice and Empowerment, Government of India
- ❖ Office of the State Commissioner for the Differently Abled, Government of TN
- ❖ Department of Social Welfare as a recognized Orphanage.

## REGISTRATION AND PERMISSION

- ❖ Director of Exemptions, Dept. of Income Tax, Govt. of India, Nungambakkam, Chennai U/S 80G of the Income Tax Act.
- ❖ Ministry of Home Affairs under the Foreign Contribution Regulation Act, Government of India, New Delhi
- ❖ Registered with The National Trust for Autism, under section 12(4) of the Act for the welfare of persons with Autism, Cerebral Palsy, Multiple Disabilities and Mental Retardation, Government of India, New Delhi
- ❖ Registered under Section 53 of Juvenile Justice Act, 2015, Dept of Social Defence, Govt of TN
- ❖ Registered under Section 34(3) of Juvenile Justice (Care and Protection of Children) Act 2000, amended in 2006 and rules therein., The State Govt/Director of Social Welfare-Child Welfare .
- ❖ Registrar of Societies (South), Govt. of Tamil Nadu, Chennai
- ❖ Registered with Department of Social welfare, Govt of Tamil Nadu under Orphanages and other Charitable homes supervision and control act 1960



- ❖ Registered with Department of Social Welfare, govt. of Tamil Nadu under section 51(2) of the Rights of the Persons with Disability Act, 2016
  - ❖ Registered under TNRecognized Private Schools (Regulations) Act, 1973 and Rules 1974
  - ❖ Registered with Directorate of Matriculation Schools, Govt of Tamil Nadu
  - ❖ Registered under NGO-Darpan Portal of NITI AAYOG, Govt of India
- The details of each registration is given below

### **❖ CERTIFICATE OF RECOGNITION- CHENNAI**

- ❖ vide S.NO.13/2017 under **Tamil Nadu Recognized Private Schools (Regulations) Act, 1973 and Rules 1974**, vide this Office **Proc.No.1772/ST2/2017, dated.5.6.2017** is revised as follows; The Certificate of Recognition is renewed to **“PATHWAY CENTRE FOR REHABILITATION AND EDUCATION CENTRE – An Unit of DR. DATHU RAO MEMORIAL CHARITABLE TRUST, E-76/1, 12<sup>TH</sup> WEST STREET, KAMARAJ NAGAR, THIRUVANMIYUR, CHENNAI – 600041”** to function as **“SPECIAL SCHOOL CUM VOCATIONAL TRAINING CENTRE FOR THE INTELLECTUAL DISABLED”**. Valid for the period the commencing from **7.4.2017 to 6.4.2020** for the classes **ADL GROUP I & II, EDUCABLE, EDUCABLE & TRAINABLE, TRAINABLE,**

### **❖ CERTIFICATE OF REGISTRATION- CHENNAI**

- ❖ vide S.NO.10/2017 under **Section 51 (2) of the Rights of persons with Disabilities Act, 2016**, vide this Office **Proc.No.1771/ST2/2017, dated.2.6.2017 & Proc.No.1772/ST2/2017, dated.5.6.2017** are revised as follows; Registration is hereby renewed to **“PATHWAY CENTRE FOR REHABILITATION AND EDUCATION CENTRE – AN UNIT OF DR.DATHU RAO MEMORIAL CHARITABLE TRUST, E76/1, 12<sup>TH</sup> WEST STREET, KAMARAJ NAGAR, THIRUVANMIYUR, CHENNAI – 600041”** – as an institution for the Persons with Intellectual Disabilities to function as **“SPECIAL SCHOOL CUM VOCATIONAL TRAINING CENTRE FOR THE INTELLECTUAL DISABLED”**. The certificate of Registration is valid from **7.4.2017 to 6.4.2020**

### **❖ CERTIFICATE OF REGISTRATION UNDER JJ ACT -Chennai**

- ❖ This Certificate of Registration is awarded to **PATHWAY CHILDREN HOME, Dr. Dathu Rao Memorial Charitable Trust, E-76/1, 12<sup>th</sup> West Street, Kamaraj Nagar, Thiruvanimiyur, Chennai-600041** as an institution for children in need of care and protection vide **S.No.1060/DSD/2017** under section 41(1) of the Juvenile Justice (Care and Protection of Children) Act, 2015 **from the date 15.09.2017 to 15.09.2022**

### **❖ CERTIFICATE OF REGISTRATION-PATHWAY-SABIN CHENGALPATTU**

- ❖ Registration is renewed to **“SABIN/ PATHWAY HOME FOR PERSONS WITH INTELLECTUAL DISABILITY AND ASSOCIATED CONDITIONS – REHABILITATION CENTRE, No.125, Agili Village, Maduranthagam Taluk, Kancheepuram District, S.No.244/5A – 685.0,12.70** as an institution for the persons with Disabilities vide **S.No.315/ 2019** under Section 51 (2) of the Rights of Persons with Disabilities

Act, 2016 to run a **Home & Vocational Training Centre For Intellectually Disabled** which is valid from **01.09.2018 to 31.08.2021**.

**❖ CERTIFICATE OF REGISTRATION UNDER JJ ACT -**  
**PAMELA MARTINEZ/PATHWAY MATRICULATION SCHOOL**  
**CHILDREN'S HOME**

❖ This Certificate of Registration renewal is awarded to – **PAMELA MARTINEZ PATHWAY MATRICULATION SCHOOL CHILDREN'S HOME**, (Dr. Dathu Rao Memorial Charitable Trust) Agili Village, Sendivakkam post, Madhuranthagam Taluk, Kancheepuram District- 603319 of Tamil Nadu as an institution for children in need of care and protection vide SI.No.1285/DSD/2020 under section 41(1) of the Juvenile Justice (Care and Protection of Children) Act 2015, therein valid from **29.01.2020 to 29.01.2025**

**❖ CERTIFICATE OF REGISTRATION UNDER DEPT OF**  
**SCHOOL EDUCATION- PAMELA MARTINEZ/PATHWAY**  
**MATRICULATION SCHOOL CHILDREN'S HOME**

❖ This Certificate of Recognition renewal is awarded to – **PAMELA MARTINEZ PATHWAY MATRICULATION SCHOOL CHILDREN'S HOME**, (Dr. Dathu Rao Memorial Charitable Trust) Agili Village, Sendivakkam post, Madhuranthagam Taluk, Kancheepuram District- 603319 of Tamil Nadu STATE Government under RTE ACT 2009 and Tamilnadu Government Rules 2011- SI No. 10112/B7/ therein valid from **01.09.2018 to 31.08.2021**

**PATHWAY**

CENTRE FOR  
REHABILITATION & EDUCATION  
OF THE INTELLECTUAL DISABLED



**SABIN-PATHWAY HOME FOR PERSONS WITH  
INTELLECTUAL DISABILITY & ASSOCIATED CONDITIONS**



**SABIN -PATHWAY HOME  
AGILI, KANCHIPURAM DT, INDIA**



**SABIN - PATHWAY REHABILITATION BLOCK,  
AGILI, KANCHIPURAM, INDIA**

**THE PAMELA MARTINEZ - PATHWAY  
MATRICULATION SCHOOL AND CHILDRENS HOME**





## "HAVE THE POOR HELP THE POOR"

Pathway began in 1975 with just two children in a small, rented house in Chennai, India.

Dr. A D S N Prasad, an Audiologist and Speech Pathologist, sought to fill the void existing in the care and rehabilitation of mentally retarded children.

From these humble beginnings grew an organization that has served almost 40,000 children and adults in a city center and two in rural agricultural centre.

Prasad guides Pathway with the belief that

**"EVERY INDIVIDUAL SHOULD BE GIVEN THE OPPORTUNITY TO UTILIZE THEIR POTENTIAL IN ORDER TO LIVE WITH DIGNITY AND SELF-RESPECT, REGARDLESS OF MENTAL OR PHYSICAL LIMITATIONS."**

Pathway is a voluntary, charitable, nonprofit and non - governmental organization which serves children and adults without any bias to religion, caste, creed, or any other consideration.





## SABIN-PATHWAY HOME FOR PERSONS WITH INTELLECTUAL DISABILITY & ASSOCIATED CONDITIONS



SABIN-PATHWAY HOME  
AGILI, CHENGALPET DT. INDIA




SABIN-PATHWAY REHABILITATION BLOCK  
AGILI, CHENGALPET DT. INDIA



## AGRO FARM – SUSTAINABILITY

The AgroFarm is situated 90 km from Chennai in the sub-tropical Kanchipuram district, making it suitable for growing a variety of produce:


- ❖ PADDY- RICE
- ❖ CHILLI – PEPPERS
- ❖ MOSAMBI
- ❖ CUSTARD APPLE
- ❖ COCONUTS
- ❖ BANANAS
- ❖ JACKFRUIT
- ❖ PEANUTS
- ❖ MANGOES
- ❖ LEMONS
- ❖ POMEGRANATES
- ❖ VEGETABLES
- ❖ SAPOTA
- ❖ WATERMELONS



Farming capabilities include:

- ❖ 25 acres for horticulture
- ❖ 29 acres earmarked for rice, peanut, and Lentil cultivation
- ❖ Smaller areas dedicated for growing vegetables

The yield from the Farm provides the children their daily intake of rice, which is the staple of the Indian diet. The Farm also contributes towards the supply of fruits and vegetables.





## AGROFARM – OUTREACH

### “HELPING THE POOREST OF THE POOR”


An important goal of the AgroFarm is to provide food to the surrounding destitute villages, to instill a sense of duty, responsibility, and community, and show that the poor and disabled can become self-sufficient and contribute to society. With this in mind, the children of Pathway inaugurated the program “Poor Helping Their Poor Brethren” in August 2002, which will donate rice and any surplus crop regularly to needy persons each month.



Gary and Valerie Sabin, parents of five children themselves, formed The Sabin Children's Foundation at the time Gary established his first publicly traded real estate company in 1993. They determined to use a portion of the profits received from the transaction to create a foundation dedicated to relieving the distress of children around the world. Over the last 25 years, SCF, along with the help of our partners, has been able to help more than 500,000 children in need. We are indeed fortunate to be under their grace to help more number of children which led to forming the Sabin-Pathway Centre. The SABIN-PATHWAY HOME FOR PERSONS WITH INTELLECTUAL DISABILITY & ASSOCIATED CONDITIONS has been serving children, adolescents and adults with Intellectual Disability, cerebral palsy, autism and related dysfunctions from the year 2009. This centre continues to have the services of the following professional and other staff:

- ❖ SPECIAL EDUCATORS
- ❖ PHYSIOTHERAPIST
- ❖ OCCUPATIONAL THERAPIST
- ❖ MEDICAL SOCIAL WORKER
- ❖ VISITING DENTIST
- ❖ PSYCHOLOGIST
- ❖ VISITING SPEECH PATHOLOGIST  
& AUDIOLOGIST
- ❖ VISITING PHYSICIAN
- ❖ VOCATIONAL TRAINERS
- ❖ WARDENS
- ❖ HOUSE MOTHERS
- ❖ COOK
- ❖ SECURITY STAFF
- ❖ FARM WORKERS

**SABIN CHILDRENS FOUNDATION**



**GARY SABIN**  
Chairman & CEO

**VALERIE SABIN**  
Director

The above professional team is involved in diagnostic and assessment of various disabilities. The centre has standardized a comprehensive case sheet that involves examination of all relevant aspects of child before embarking on therapy, treatment or special education. This case sheet addresses all issues such as examination of speech and language functions, evaluation of hearing and complete audiological tests, if warranted children are referred to Chennai for detailed ENT and audiological examination. The case sheet also addresses towards examination of physical functions, such as power, tone, reflexes, deformities and evaluation of various needs of the occupational therapist. The initial





examination also includes special educational assessment, psychological evaluation and a proforma for social worker's assessment. The initial testing includes complete medical evaluation by the physician and will include all other experts' opinion, such as neurologist, psychiatrist, etc on a referral basis. The centre utilizes standard tests in vocational skill evaluation as developed by the NIMH and also inputs that is given by Pathway. In addition to this the social worker evaluates the family situation and circumstances and evaluates emotional needs of the client in question.

Training schedules with regular program has been devised to train Rural Rehabilitation Workers (RRW). This program is helping to train many mothers and women from the villages in the art of care of the disabled. These RRWs have been regularly attending the centre twice every week to undergo training in basic rehabilitation and care of the disabled children and adults. Visiting experts in various fields engage these RRWs in theory and practical training.

The every day schedule consists of special education, physio therapy, occupational therapy, pre-vocational training, vocational training, personal hygiene and teaching life skills, yoga, medical care, etc. Each child with disability has an IEP that is established that clearly indicates the child basic level of performance. Every child is evaluated once in a quarter to assess the child's progress or other wise in every area under care. The centre follows a systematic time table that care of every aspect of individual's waking hours, Children and adults are encouraged to take part in physical exercise right in the morning and they are involved in looking after the general cleanliness of the facilities and also tending the garden and lawns.

Children and adolescents who are above the age of 15 years are offered the following vocational training programme:

- ❖ Exquisite Candle Making
- ❖ Production of Handicrafts
- ❖ Nursery and vegetable garden
- ❖ Cleaning and house keeping
- ❖ Paper mache craft
- ❖ Wood working and carpentry
- ❖ Making of presentation items using saw dust
- ❖ Agriculture and horticulture'
- ❖ Production of coir products
- ❖ Production of dried petal powders to use for Rangoli

Medical and Outreach programme for the Disabled : As a part of Sabin Centre for Disabled the organization has initiated out reach programme to serve disabled in a couple of locations in nearby villages. The rehabilitation team comprising of the following:

- ❖ Special Educator
- ❖ Physio therapist
- ❖ Social Worker
- ❖ General Physician
- ❖ Dentist
- ❖ Volunteers

The above team visit villages regularly and evaluate and serve the disabled right at their door steps. We also offer basic essential necessities like mats, pillows, kitchen utensils, provisions etc including our farm produce. The team also offers home bound programme for these children that could be practiced by the parents and relatives of the children. Children with cerebral palsy who have physical disabilities and that need regular physiotherapy and occupational therapy have been receiving regular therapy from Village Rehabilitation Worker( VRW) trained by the organization. Efforts are on to locate a couple of more permanent locations at Senthamani, Ramapuram, Chintamani, Mathur, Elandathur, Agili, etc, so that it would be possible for the organization to serve a large number of children with disabilities who are in need of our services. Fifteen new children were identified in a nearby village and qualitative rehabilitation services are being provided to them.

## EDUCATIONAL TOUR

The Sabin group during the month of May along with their instructors went for a field trip to Mahabalipuram. Mahabalipuram, derived from 'Mamallapuram' is a town in Kancheepuram district in the Indian state of Tamil Nadu. It has an average elevation of 12 metres (39 feet). Mahabalipuram was a 7th century port city of the South Indian dynasty of the Pallavas around 60 km south from the city of Chennai in Tamil Nadu. The name Mamallapuram is believed to have been given after the Pallava king Narasimhavarman I, who took on the epithet Maha-malla (great wrestler), as the favourite sport of the



Pallavas was wrestling. It has various historic monuments built largely between the 7th and the 9th centuries, and has been classified as a UNESCO World Heritage Site. The temples of Mamallapuram, portraying events described in the Mahabharata, built largely during the reigns of Narasimhavarman and his successor Rajasimhavarman, showcase the movement from rock-cut architecture to structural building. The mandapa or pavilions and the rathas or shrines shaped as temple chariots are hewn from the granite rock face, while the famed Shore Temple, erected half a century later, is built from dressed stone. What makes Mamallapuram so culturally resonant are the influences it absorbs and disseminates.

The impressive Light House stands on the rocky patches near the Mahabalipuram shore. On climbing the spiral staircase and reaching the top, a panoramic view of the vast seashore, several rock

structures and the town below can be seen. On its display, it has a few working models of the Egyptian papyrus boats, wooden, steel and diesel ships, maps of ancient sea routes, and detailed information about lights, buoys and various devices used for communication and navigation purposes.

The Seashell Museum in Mahabalipuram, which is Asia's largest sea shell museum has more than 20,000 kinds of shells, conchs, corals and fossils on display. This beautiful museum has a myriad of shells and conchs of different sizes, in interesting shapes and patterns and stunning colours. Dating back to the 8th century, the stunning Shore Temple is a two-temple structure that stands facing the sea. Legends say, there once existed more than five structures so spectacular that it invited the envy of the gods who unleashed the sea on it. A few submerged structures remain in the area, making way for some truth in the myth. Panch Rathas, meaning five chariots, are magnificent stone structures, each carved out of a single huge boulder. There is one structure each for the five Pandava brothers, significant characters of the Indian epic Mahabharata. Each monolithic structure showcases intricate carvings and fine work of art by the skilled artisans of the 7th century.

After a gap of three days these kids were taken to visit the Vandavasi Fort. Vandavasi is situated 120 km from Chennai. It is in the Thiruvannamalai district and has historical importance. The Battle of Wandiwash was a decisive battle in India during the Seven Years' War. The Count de Lally's army, burdened by a lack of naval support and funds, attempted to regain the fort at Vandavasi, now in Tamil Nadu. He was attacked by Sir Eyre Coote's forces and decisively defeated. The French general Marquis de Bussy-Castelnau and the French were then restricted to Pondichéry, where they surrendered on 22 January 1760. Wandiwash is the Anglicised pronunciation of Vandavasi.

The group continued to move towards their next destination which was the Panduranga Temple. Thennangur Panduranga Temple is located in the Thennangur village in the district of Tiruvannamalai in Kanchipuram. The town is also known as the birthplace of Goddess Meenakshi. Thennangur Panduranga Temple is dedicated to Panduranga and his consort Rukmayee. It attracts tourists from all over the world for its religious importance, its unique architecture and the divine idols of Lord Panduranga and Rukmayee. The main idol of the temple was installed by Swami Haridas Giri which he had brought along with him from Pandharpur about 500 years ago. The striking temple also houses an idol of Achyutraj Perumal which is a rare find India. It is said that no temple in India has an idol of Achyutraj Perumal, making it a unique find in the country.

The idols are grand and elegantly dressed with great enthusiasm and spirit in colourful clothes and beautiful jewellery. The sight of the beautifully decorated idols is a treat to the eyes. Many get mesmerised by the dazzling beauty of the idols and witness, not just the blessings of the Almighty, but also the magical vibe in the temple atmosphere. One can see a beautiful merger of the Orthodox Sampraday and the Bhajan Sampraday here. It is believed that the Lord blesses newlywed couples hence most families choose the Maha Mandap inside the temple complex as their wedding venue. It is also believed that Lord Panduranga appears in different forms on special occasions. The Thennangur







Panduranga Temple is thus of immense religious and spiritual importance to the devotees travel miles to visit and offer their prayers.

The temple gopuram is a good illustration of architecture predominantly used during the reign of the Pallava Kings while the inside of it is decorated with beautiful paintings and fibre optics. The sanctum sanctorum is designed similar to the Jagannath Temple in Puri and consists of an idol of the deity, Panduranga, which is about 11 foot tall while the idol of his consort, Rukmayee, is about 8.5 feet tall. There is also an idol of Varadaraja with his companions and a rare idol of Achyutaraja Perumal

The structure is made of Salagrama stone and has a height of about 120 feet and has a 9.5 foot tall Gold Kalasa with a Sudarshan Chakra placed on top of the shrine. The Thennangur

Panduranga Temple also has a Maha-Mandap which is a 16 pillared mandap structure which is often used for wedding rituals and a Brindavan dedicated to Gnanananda Swamigal.

It was indeed a great delight for the children to go around and see these beautiful monuments first hand and enjoy the excursion. After giving them a rest of 5 days they were ready for their next trip which included a boat ride. They had completed all their chores and duties in time . They had earned their way for another exciting trip. They boarded the buses which was to drop them at their destination known as Mudaliarkuppam boat house. Also known as Raindrop Boat House, is a water sport facility located on the East Coast Road, 36 km to the south of Mamallapuram and 92 km from Chennai. It is developed by Tamil Nadu Tourism Development Corporation on the Odiyur lake back waters. It has rowing, cruising, speed boating and water scooting



and kayaking facilities. In 2007, Mudhaliarkuppam Boat House became the first of the eight boat houses of Tamil Nadu Tourism Development Corporation to offer Water Scooting. A unique feature at the facility is the island located on the Odiyur lake accessible only through the boats. Mudaliar kuppam, next to mahabhalipuram on ECR, is an excellent place with backwaters from the Bay of Bengal which extends to



about 10 kms and has a Beach Island which can be reached after a 15-20 minute boat ride. The place has water sports such as Banana Boating, Water Scooter, Kayaking, Speed boat ride apart from regular rowboat and pedal boats. The kids enjoyed getting into these motorized boats with some exceptions who were afraid to step into these rocking boats. It took an hours patience to get everyone into the boats and after all the coaxing we were ready for the ride. Once seated comfortably and fear was overcome they enjoyed the rest of the journey. The gleaming faces were a proof of their happiness.



After spending considerable time here they visited the Laurel Mall on the way back home. Tired and exhausted they slept well. A week later it was announced that they would be taken to a new tourist area known as the karikili Bird Sanctuary which is located in Madurantakam Taluk of Chengai Anna District and Spread over 61.21 ha, Dry evergreen scrub and thorn forests characterize the vegetation here and the two rain-fed irrigation tanks of this sanctuary help with plant growth. Interestingly, the bird droppings that fall into these tanks enhance the fertility of the soil on which their water is used.

Dry evergreen scrub and thorn forests characterize the vegetation here and the two rain-fed irrigation tanks of this sanctuary help with plant growth. Interestingly, the bird droppings that fall into these tanks enhance the fertility of the soil on which their water is used.

It is considered as place of ducks and waders. This sanctuary is well-known for the cormorants, Egrets, Grey heron, Open-charged stork, Darter, spoonbill, White Ibis, Night herons, little grebes and Grey pelican. There are many migrated birds can be found here like Garganey blue-greens, Common blue-greens, Shoveller, Pin tailed ducks, Stilts, Sandpipers, etc. here fledgling birds like Coots, Moorhen and Terns can likewise be seen. The kids excitedly pointed out the birds they were familiar with and expressed their knowledge of the same. Walking around the sanctuary was a beautiful way to enjoy the sanctuary, the peace and tranquility fo the place. By evening the kids were ready to head back home.

For this academic year one more tour was organized for them. This time it was their favourite – The Vandalur Zoo. One can witness the amazement in each child's eyes and their faces lit up with smiles as they point out to each animal in excitement. The zoo offers incredible learning opportunities, a fun day exploring which can develop valuable skills like language development, bonding within friends, creating environmental awareness and sparks curiosity. It is a win-win situation for the teacher and the taught.



## Landscape work completed by the differently abled children at the DDAWO office located in Chengalpattu.

The SABIN-PATHWAY HOME FOR PERSONS WITH INTELLECTUAL DISABILITY & ASSOCIATED CONDITIONS has been serving children, adolescents and adults with Intellectual Disability, cerebral palsy, autism and related dysfunctions from the year 2009 .



The every day schedule consists of special education, physio therapy, occupational therapy, pre-vocational training, vocational training, personal hygiene and teaching life skills, yoga, medical care, etc. Each child with disability has an IEP that is established that clearly indicates the child basic level of performance. Every child is evaluated once in a quarter to assess the child's progress or other wise in every area under care. The centre follows a systematic time table that care of every aspect of individual's waking hours, Children and adults are encouraged to take part in physical exercise right in the morning and they are involved in looking after the general cleanliness of the facilities and also tending the garden and lawns.

Gardening can bring joy at different levels. It can bring about a change in physical, emotional, mood swings and a very great stress reliever. The physical exercise can also contribute to a healthy weight and blood pressure level. The benefits are multifold for eg – It brings a lot of color. It can lower your blood pressure. It can strengthen your bones. It provides healthier food . It is a big stress reliever. It is a big boost elevator for mood.

Looking at the above various positive effects of gardening, years back the founder of Pathway had introduced this as a vocational work for the Sabin special adults. Years of experience has taught & proved to us that it is one of the best so far in seeing improvement in these adults all round development.

Every year we have progressed in the gardening & gardening area. Every crop success only adds to our belief in gardening as a best tool for living life productively.

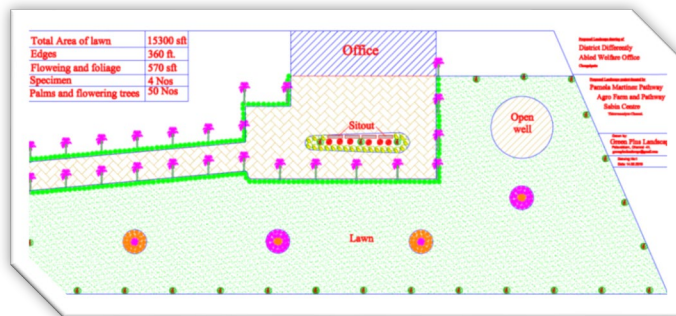
District Differently Abled Welfare Office

#### ABOUT THE DEPARTMENT:

The District Differently Abled Welfare Office, Chengalpattu, is functioning under the control of the Welfare of the Differently Abled Persons (WDAP) Department at the Secretariat Level and under the control of the State Commissioner for the Differently Abled, Chennai at the State Level. The District Differently Abled Welfare Officer executes all the work related to the welfare and rehabilitation of the differently abled persons as per the Orders of the Government under the kind guidance and control of the District Collector at the district-level

#### AIMS AND OBJECTIVES OF THE DEPARTMENT:

The aim of the department is to provide welfare and rehabilitation assistance to the persons with disabilities and in ensuring them their due rights and opportunities for the purpose of providing them total rehabilitation or comprehensive rehabilitation, which includes medical, psychological, educational, vocational and socio-economic assistance, thus creating in them a positive attitude to attain their targeted goals in life. Thus, the department helps in restoring the differently abled persons to lead a normal life, by enlightening in them the importance of self-confidence and also by highlighting the potentials they have to overcome all the hurdles that they face due to disability.



The office functions all day and the people who visit the place are the differently abled ones, when we have visited the place we felt that a small garden in this place would be beautiful and a pleasant sight for the eyes of those who visit the office and also the trees can give some fresh breeze for the visitors.

In the idea of setting a landscape Sabin-Pathway took up the challenge, The area was about 12,960 sq.ft (270ft \* 48ft), the soil was suitable for growing mangoes, lime trees, amla or gooseberry and custard apple.

The area was divided into 3 halves and then the centre portion was dedicated for the garden and ornamental plants, the sides were dedicated for the fruit trees such as amla, custard apple, lime and mango. Along the compound wall we have decided to plant one of India's most valued timber trees, the teaks.

The plants selected for planting at the site included:

1. Teak Tree
2. Amla Tree
3. Mango Tree



#### 4.Lime Tree

##### Ornamental Plants Included

- 1.Boganvillae
- 2.Yellow Crotons
- 3.Green Copper Leaves
- 4.Red Copper Leaves
5. Dracaena
- 6.Gulmohar

#### TEAK

Teak (*Tectona grandis*) is a tropical hardwood tree species in the family Lamiaceae. It is a large, deciduous tree that occurs in mixed hardwood forests. Teak wood has a leather-like smell when it is freshly milled and is particularly valued for its durability and water resistance. The wood is used for boat building, exterior construction, veneer, furniture, carving, turnings, and other small wood projects. Teak is native to south and southeast Asia, mainly Bangladesh, India, Indonesia, Malaysia, Myanmar, Thailand and Sri Lanka. The small trees at a height of 3 feet and were planted at a space of 10 ft from one to the other.

#### AMLA:

*Phyllanthus emblica*, also known as emblic, emblic myrobalan, myrobalan, Indian gooseberry, Malacca tree, or amla from Sanskrit amalaki is a deciduous tree of the family Phyllanthaceae. It has edible fruit, referred to by the same name.

The tree is small to medium in size, reaching 1–8 m (3 ft 3 in–26 ft 3 in) in height. The branchlets are not glabrous or finely pubescent, 10–20 cm (3.9–7.9 in) long, usually deciduous; the leaves are simple, subsessile and closely set along branchlets, light green, resembling pinnate leaves. The flowers are greenish-yellow. The fruit is nearly spherical, light greenish-yellow, quite smooth and hard on appearance, with six vertical stripes or furrows.





## MANGO

Mango is a juicy stone fruit (drupe) produced from numerous species of tropical trees belonging to the flowering plant genus *Mangifera*, cultivated mostly for their edible fruit.

Mango trees grow to 35–40 m (115–131 ft) tall, with a crown radius of 10 m (33 ft). The trees are long-lived, as some specimens still fruit after 300 years. In deep soil, the taproot descends to a depth of 6 m (20 ft), with profuse, wide-spreading feeder roots and anchor roots penetrating deeply into the soil. The leaves are evergreen, alternate, simple, 15–35 cm (5.9–13.8 in) long, and 6–16 cm (2.4–6.3 in) broad; when the leaves are young they are orange-pink, rapidly changing to a dark, glossy red, then dark green as they mature. The flowers are produced in terminal panicles 10–40 cm (3.9–15.7 in) long; each flower is small and white with five petals 5–10 mm (0.20–0.39 in) long, with a mild, sweet fragrance. Over 500 varieties of mangoes are known, many of which ripen in summer, while some give a double crop. The fruit takes four to five months from flowering to ripen.



## CUSTARD APPLE

Custard apple is a common name for a fruit, and the tree which bears it, *Annona reticulata*.

The fruits vary in shape, heart-shaped, spherical, oblong or irregular. The size ranges from 7 centimetres (2.8 in) to 12 centimetres (4.7 in), depending on the cultivar. When ripe, the fruit is brown or yellowish, with red highlights and a varying degree of reticulation, depending again on the variety. The flesh varies from juicy and very aromatic to hard with a repulsive taste. The flavor is sweet and pleasant, akin to the taste of 'traditional' custard.



## LEMON

The lemon, *Citrus limon*, is a species of small evergreen tree in the flowering plant family Rutaceae, native to South Asia, primarily North eastern India. Its fruits are round in shape.



The tree's ellipsoidal yellow fruit is used for culinary and non-culinary purposes throughout the world, primarily for its juice, which has both culinary and cleaning uses. The pulp and rind are also used in cooking and baking. The juice of the lemon is about 5% to 6% citric acid, with a pH of around 2.2, giving it a sour taste. The distinctive sour taste of lemon juice makes it a key ingredient in drinks and foods

#### **Preparing the plants from nursery**

The seeds for trees like mango, custard apple and lemon are available at our own farm, the finest seeds were selected by the special hands as they work and help us in making the farm a fruitful and cultivatable lands.

The selected seeds were dried for a couple of days and then they are ready for planting. The next step is to prepare the potting soil. The potting soil is mixture of soil, vermicompost and coco peat in the ratio of 1:1:1. The potting soil mixture varies from the type of seed and the region.

The soil is then packed in the grow bags and the seeds are inserted in to the soil not more than 3 inches. If the seed is inserted more than 3-inch depth the process of germination takes a little longer than usual. The sizes of the grow bags vary from seed to seed. The grow bags where the seeds are placed are then watered. The germination of the seeds is closely monitored and water once in two days. It will take around three months for the plant to get matured.

#### **Preparing the land for the plants to be transplanted.**

The entire land was cleaned with the help of an excavator and the entire land was leveled according to the flow of rainwater, during rainy days. Then with the help of a tractor the entire land was ploughed thoroughly until the soil becomes fine without any lumps.

The preparation the land does takes lots of man power and many days as the place is slightly a rocky soil surface. In this process of the land along with the laborers the special children also join their hands. Ever since we have started this work at the DDAWO office, the special kids will always be eagerly waiting for their next trip. The minute we say that the we are going to the place for work, the kids with a huge smile on their face will quickly pack all the materials like hose pipe, shovel, bucket and other materials required to work. The smile on their face will never fade away, even they work in the hot sun. this shows their love and passion towards their work.

The weeds in the place were cleaned by the special children with the help of gardening tools. The place was equally measured according to the plan and the spots were marked with the distance of 6x6(for mango, custard apple lemon and amla). The Centre portion of land of 90ft was left for the ornamental flowering plants. The spots where it's marked for the plants to be planted, a pit was made for about a size of 1:1:3 feet. The same was done for the other spots too. Into the pit, a mixture of vermicompost and fertilizers (DAP, POTASH) are dumped. With the help of a gardening tool the fertilizers are mixed





with the soil and then the plants are carefully placed in to the pit by removing them from the grow bags. Then the soil is dumped into the pit covering the plant roots. Then the transplanted plant is thoroughly watered and the same process was repeated for the other plants too. With more caution and dedication all the seventy-two fruit trees were planted by the Sabin pathway children.

The centre area of 90ft was designed with ornamental plants, and the plants were planted in a pattern where it looks like a rhombus, semi-circle, etc. A new pipeline was laid for the drip irrigation purpose. Each and every plant that were planted were supplied with water from the drip irrigation system. A small centre portion (in front of the DDAWO office) was designed with the potting soil in a slope fashion on both the sides. The name of the office DDAWO was written with the aralia plants, then the entire boundary was planted with bud rose and acalypha. Having completed in a record of 2 months the children had taken their photographs. The smiles in the photo cannot be described in words. A letter of appreciation was given by the authorities.

## DR. A D S N PRASAD - COMMUNITY BASED MEDICAL AND REHAB SERVICES

An MOU was signed between **DR DATHU RAO MEMORIAL CHARITABLE TRUST and RMD TRUST**, having its Registered Office at 17, Ragaviah Road, T Nagar, Chennai 600017, represented Dr Republica Sridhar. Since our TRUST, is engaged in the activity of providing education to under privileged Children and is having its facilities at Thiruvannamiyur-Chennai, and Melmaruvathur we decided to join hands to provide medical care not just for our children but also the community around. RMD is engaged in the activity of providing medical and palliative care and is having its facilities at T Nagar, Maduravoyil and Sriperumbudur and is having state of the art hospital to handle patients. The reason for us to choose villages and communities in and around Sriperumbudur taluk was based on the demography. It showed lower socioeconomic group, migration labour, farmers and coolie (daily Wages). The total population to be covered would be 1200 average families in each village. Total would be 2.5 lakhs people.

The survey also showed us there is a lot of Non communicable disease and Children and young adults with special needs are a part of this. These are the majority who are unable to reach for treatment, Rehab or therapy. The Present project has been initiated with minimal intervention as community home based care.

The team is headed by Dr Republica Sridhar who controls the entire operation along with other staff members namely 3 doctors, dentist, community volunteers, community health workers, administrative staff, medical camp co-ordinators and specialized doctors whenever needed along with nurse and driver. The above said programme was flagged off in December, the 15<sup>th</sup> of 2019. We held a small group meeting to inaugurate the same at the farm centre in honor of our late founder- DR A D S N PRASAD on whose name this Outreach programme has been named. Members of our Trust including the staff from the RMD team participated in the above event. Below are reports conducted monthwise and the different beneficiaries covered over the period. The below table shows various activities conducted during the above period mentioned



MONTH	ACTIVITIES CONDUCTED	VILLAGE NAME	PEOPLE BENEFITTED	CHILDREN / STUDENTS BENEFITTED	STAFF BENEFITTED	NO OF VILLAGE PEOPLE BENEFITTED	HOME VISITS
NOVEMBER 2019	MEDICAL CARE	AGILI VILLAGE FARM / SABIN		87			
DECEMBER 2020	MEDICAL CARE	SOMANGALAM	102	28			
	MEDICAL CARE	NALLUR VILLAGE	13	115			
	MEDICAL CARE	RMD HOSPITAL CAMP	84	21			
	MEDICAL CARE	PILLAIPAKKAM VILLAGE	116	42			
	MEDICAL CARE	AGILI VILLAGE FARM / SABIN		37			
	MEDICAL CARE	AGILI VILLAGE FARM / SABIN		59	2		
	DENGUE AWARENESS AND ORAL CARE TALK IN GOVERNMENT HIGHER SECONDARY SCHOOL –NALLUR VILLAGE.	NALLUR	128	115	13	1	
	FREE SPECIALISTS MEDICAL CAMP AT RMD SPECIALITIES HOSPITAL WHICH INCLUDES – ORTHOPEDICIAN, GYNECOLOGY, DENTAL, PHYSIOTHERAPY, CARDIOLOGY AND GENERAL PHYSICIAN	SRIPERUMBADUR	105	21	46	38	
JANYUARY 2020	MEDICAL CARE	IRUNGATTUKOTTAI	72	6			
	MEDICAL CARE	KATRAMBAKKAM	56	9			1
	MEDICAL CARE	AMARAMBEDU	61	16			1
	MEDICAL CARE	NALLUR VILLAGE	77	11			1
	MEDICAL CARE	FARM SCHOOL		25			
	MEDICAL CARE	SCHOOL KATRAMBAKKAM		100	5		
	MEDICAL CARE	SCHOOL -NALLUR VILLAGE		54	6		
	MEDICAL CARE	AGILI VILLAGE FARM / SABIN		17	19		
	MEDICAL CARE	AGILI VILLAGE FARM / SABIN		24	5		
	MEDICAL CARE	AGILI VILLAGE FARM / SABIN		20	11		
	MEDICAL CARE	AGILI VILLAGE FARM / SABIN		6	5		
	MEDICAL CARE	AGILI VILLAGE FARM / SABIN		27	2		
	MEDICAL CARE	AGILI VILLAGE FARM / SABIN		22	5		
	MEDICAL CARE	AGILI VILLAGE FARM / SABIN		28	2		
	Dental consultation and Oral hygiene instructions with brushing techniques given by Dr.Udhayavani	AGILI VILLAGE FARM / SABIN		25			
	Adolescent Day Awareness talk In Rural Government schools	Katrambakkam	105	100	5		
	Dr.Udhayavani- Government Higher Secondary School-	NALLUR	60	54	6		

MONTH	ACTIVITIES CONDUCTED	VILLAGE NAME	PEOPLE BENEFITTED	CHILDREN / STUDENTS BENEFITTED	STAFF BENEFITTED	NO OF VILLAGE PEOPLE BENEFITTED	HOME VISITS
FEBRUARY 2020	MEDICAL CARE	PERIYAR NAGAR	69	13		1	
	MEDICAL CARE	VENGADU VILLAGE	80	9			1
	MEDICAL CARE	KATRAMBAKKAM	104	6			1
	MEDICAL CARE	SUDHANDHIRAMEDU	74	6			1
	MEDICAL CARE	FOOT WEAR DESIGN & DEVELOPMENT INSTITUTE		200	5		
	MEDICAL CARE	SCHOOL-AMARAMBEDU		33	2		
	MEDICAL CARE	AGILI VILLAGE FARM / SABIN		21	9		
	MEDICAL CARE	AGILI VILLAGE FARM / SABIN		24	3		
	MEDICAL CARE	AGILI VILLAGE FARM / SABIN		19	4		
	MEDICAL CARE	AGILI VILLAGE FARM / SABIN		16	2		
	MEDICAL CARE	AGILI VILLAGE FARM / SABIN		8	6		
	MEDICAL CARE	AGILI VILLAGE FARM / SABIN		2	1		
	MEDICAL CARE	AGILI VILLAGE FARM / SABIN		17	4		
	MEDICAL CARE	AGILI VILLAGE FARM / SABIN		21			
	World Cancer Day awareness talk given by Dr.Udhayavani at Footwear Design and Development Institute	Irungattukottai	205	200	5		
	World toothache day awareness Talk	Government Middle School –Amarambedu	35	33	2		
MARCH 2020	MEDICAL CARE	MANIMANGALAM VILLAGE	65	10			
	MEDICAL CARE	MAPPEDU VILLAGE	61	7			
	MEDICAL CARE	MANNUR VILLAGE	64	8			4
	MEDICAL CARE	AGILI VILLAGE FARM / SABIN		24	3		
	MEDICAL CARE	AGILI VILLAGE FARM / SABIN		10	1		
	MEDICAL CARE	AGILI VILLAGE FARM / SABIN		30	1		
	MEDICAL CARE	AGILI VILLAGE FARM / SABIN		17	3		
	MEDICAL CARE	AGILI VILLAGE FARM / SABIN		85	5		
	MEDICAL CARE	AGILI VILLAGE FARM / SABIN		6	39		
	MEDICAL CARE	AGILI VILLAGE FARM / SABIN		10	11		
	MEDICAL CARE	AGILI VILLAGE FARM / SABIN	156	14	7		
	PAMPHLET DISTRIBUTION FOR THE SURROUNDING VILLAGES WAS DONE BY HAND AND THROUGH NEWSPAPERS	SURROUNDING VILLAGES					
	CORONA VIRUS AWARENESS AND HAND WASHING PROCEDURE TALK WAS DONE BY DR CHANDRU AT THE FARM SCHOOL	AGILI VILLAGE FARM / SABIN	362	180	12	170	



The villages covered so far are –

- ❖ SOMANGALAM
- ❖ NALLUR VILLAGE
- ❖ RMD HOSPITAL CAMP
- ❖ PILLAIPAKKAM VILLAGE
- ❖ IRUNGATTUKOTTAI
- ❖ KATRAMBAKKAM
- ❖ AMARAMBEDU
- ❖ SCHOOL KATRAMBAKKAM
- ❖ SCHOOL -NALLUR VILLAGE
- ❖ SCHOOL-AMARAMBEDU
- ❖ FOOTWEAR DESIGN& DEVELOPMENT INSTITUTE
- ❖ PERIYAR NAGAR
- ❖ VENGADU VILLAGE
- ❖ KATRAMBAKKAM
- ❖ SUDHANDHIRAMEDU
- ❖ PAMELA MARTINEZ-PATHWAY AGRO FARM-MELMARVATHUR
- ❖ MANIMANGALAM VILLAGE
- ❖ MAPPEDU VILLAGE
- ❖ MANNUR VILLAGE

DECEMBER 15<sup>TH</sup> 2020 to MARCH 31<sup>ST</sup> 2020 is as follows







## INTEGRATION OF THE ABLE AND THE DISABLED



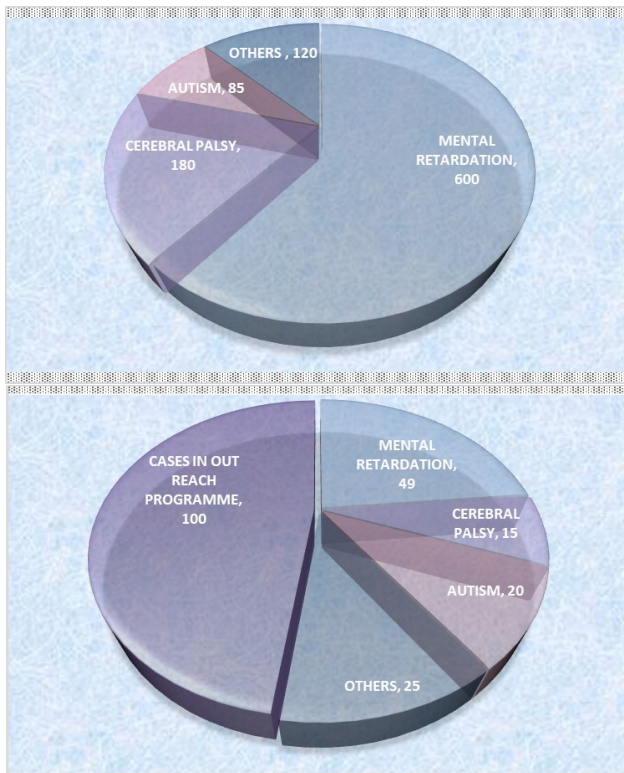
After establishing the Sabin -Pathway Home for Persons with Intellectual Disability & Associated Conditions, the facility has been striving hard to develop a model integration unit of able and disabled children. An important aim of society is to integrate persons with disabilities so that they actively participate in the opportunities afforded

to them and are able to lead normal lives. Giving equal opportunities to people with disabilities will make them a part of the social mainstream. The initial stigma and hostility has certainly reduced with children and they now readily accept their disabled counterparts in their everyday life. The disabled children and adults now are well accepted in several situations such as recreational and play situations, having meals together, during their assembly and prayer, during events and functions. Some children with disabilities also attend classes in certain areas of learning along with their able counterparts. This is particularly true when children with borderline dysfunction are grouped in an average class room.

During the year 2019-2020 the following cases were evaluated and assisted

Cases evaluated till March 31<sup>st</sup> 2020

### CASES EVALUATED



<b>MENTAL RETARDATION</b>	<b>600</b>
<b>CEREBRAL PALSY</b>	180
<b>AUTISM</b>	85
<b>OTHERS</b>	120
<b>TOTAL</b>	<b>985</b>

Cases assisted by the Sabin -Pathway Home for Persons with Intellectual Disability & Associated Conditions

<b>MENTAL RETARDATION</b>	<b>49</b>
<b>CEREBRAL PALSY</b>	15
<b>AUTISM</b>	20



Right from the beginning efforts were made to bring these two groups together so that they develop a sense of tolerance and harmony. Efforts were made to include both groups of children in the following spheres, such as:

<b>OTHERS</b>	<b>25</b>
<b>CASES IN OUT REACH PROGRAMME</b>	<b>100</b>
<b>TOTAL</b>	<b>209</b>

1. During Morning Assembly and Prayer
2. During Dining
3. During Social and cultural events, such as involving them both in plays, dramas, music
4. During play and recreational activities
5. During group activities such as painting, scrubbing of walls or surfaces
6. During group activities like watching TV or movie on the projector screen
7. During group activities involving vocational work
8. During cleaning the grounds and their class rooms

1. A few children with learning disabilities and with borderline mental handicap were integrated with their able peers at the Pamela Martinez/Pathway Matriculation school, with inputs both from the special educators as well as teachers working in the matriculation schools.

## MEDICAL AND OUT REACH PROGRAMME FOR THE DISABLED

After the Inauguration of the Sabin -Pathway Home for Persons with Intellectual Disability & Associated Conditions, it was decided to enlarge and magnify the work of the hospital on wheels by including not only the poor and needy patients who needed general medical care but also the most disabled and their families.

The organization conducted systematic data gathering on the distribution of disabilities in the area of Kancheepuram district in general and Sriperumbudur in particular. The staff from the centre made a representation to the presidents of town and village panchayats to gain their active cooperation in the setting up of outreach day care units in their respective villages and towns.

The village panchayats were approached and persuaded to let their office space utilized towards setting up of these outreach programmes. It was the plan of the organization to install such day care



programmes in 3-4 large villages and towns, where the expert team from the Sabin centre and some volunteer staff from Chennai centre who would visit regularly twice a week for assisting the disabled by way of consultation, offering therapy, special education and counselling.



Through The Sabin -Pathway Home for Persons with Intellectual Disability & Associated Conditions, the organization has initiated a pilot mobile rehabilitation programme to offer rehabilitation services in couple of villages in and around Sriperumbudur. The rationale was to develop community health care by screening for various non communicable diseases, through Medical camps at common locations near the population, and for senior citizens and bed ridden patients, to provide screening facilities at their door steps.

The mobile unit of the facility along with a medical team travelled twice a week to offer free rehabilitation programme in these remote villages. We are

now looking at expanding this programme to serve a few more villages in the area and also starting a Community Health centres in Amarambedu and Pillaipakkam towns. The city is home to about 25 thousand people, among them about 13 thousand (51%) are male and about 12 thousand (49%) are female. 78% of the whole population are from general caste, 20% are from schedule caste and 1% are schedule tribes. Child (aged under 6 years) population of Sriperumbudur town panchayat is 12%, among them 52% are boys and 48% are girls. There are 6318 households in the city and an average 4 persons live in every family.

In addition to offering support for the developmentally disabled children and Mobile Hospital will also continue to offer free medical consultation, home visits and treatment by way of dispensing medicines and drugs to the needy patients and also The centre apart from supplying aids is also supporting some deserving disabled children with regard to their basic needs like bedsheets, pillow covers, personal toiletries essentials etc. any aids.

## FAMILY SUPPORT ENTREPRENEURSHIP PROGRAMME

Study over years has revealed the conditions which need to be attended and to address them with treatment and therapies like-

- ❖ The need to intervene with non communicable diseases.
- ❖ There is no education towards hygiene, preventive health issues for elderly and disabled.
- ❖ There is no option for living when there are health issues.
- ❖ They are forced to suffer as there are no accesses to timely transportation.
- ❖ Children and adult with special needs.

The above if addressed would definitely improve quality of life. We need to empower the needy with early intervention with the Right rehabilitation and therapy methods. This would go a long way in developing a safe community. It is often said that disabilities and poverty go hand in hand. This relationship impacts the lives of people all over the country, especially in rural areas where there are few and scant opportunities to earn a living. Realizing the above, the organization has initiated Pathway Family Support Entrepreneur Program to assist poor adults with disabilities such as blindness, deafness, poliomyelitis, and dwarfism, as well as helping parents who have children with mental disabilities. Assistance comes by advancing small fund to help



establish tiny enterprises, such as rearing goats, ducks, or chickens, or small marketing efforts, such as selling condiments in villages, tailoring and servicing of cell phones, etc. The help is also extended by way of medical camps, health update through various video sessions, pamphlets and brochures. Arming the educated youth with the right intervention techniques and guiding the volunteers through

This year the centre has touched as many as 20 new beneficiaries to aid them to establish their trades which will support them financially. The previous year results led us to serve more number of people thereby making them self sufficient to meet some of their basic needs. Its indeed



heartening to see their confidence levels building and the urge to move in a focused way and to fight the challenges that lay before them more positively.

## COMMUNITY REHABILITATION PROGRAMME

Community Based rehabilitation has been rightfully explained by the United Nations as----

*"A strategy within community development for the rehabilitation, equalization of opportunities and social integration of all people with disabilities"*

---By United Nations

Poverty as explained by WHO is a root cause of many disabilities and disability enhances poverty further. About 400 million people with disabilities live in low income countries, often amidst poverty, isolation and despair. Poverty further limits access to basic health services, including rehabilitation and accessing education. Community Based Rehabilitation is a strategy for socio-economic development. It is essentially about human rights. Its key principles need to be poverty alleviation, education, health and rehabilitation. and enabling people with disabilities to

participate in the whole range of human activities. Poverty is the critical issue for people with disabilities, and within the category 'people with disabilities' some groups of people are considerably





more likely to be poor than others. For example, women with disabilities are not just more likely to be poor but also due to marginalization and exclusion, more likely to experience extreme poverty. Mainstream approaches to poverty alleviation frequently marginalize or ignore the rights of people with disabilities. They remain marginalized or absent from initiatives such as the Millennium Development Goals. Such initiatives may contribute to poverty alleviation but fail to affect those living in chronic poverty – most likely to be people with disabilities and their families. One of the key objectives of any CBR strategy is the inclusion of people with disabilities in the civil, social, political and economic structures of the community. This means people with disabilities playing a full part as citizens of their society with the same rights, entitlements and responsibilities as others, while contributing tangible benefits to the whole community. Poverty alleviation strategies which target people with disability also bring socioeconomic benefits to the whole community and ultimately to the country. Poverty is a structural issue which has been exacerbated in recent years by globalization and environmental damage, due to recent policies of liberalization and privatization without ensuring social protection for all.

The starting point for understanding CBR is the following approach agreed to in 1994 by ILO, UNESCO and WHO -

Community-based rehabilitation (CBR) is a strategy within community development for the rehabilitation, equalization of opportunities and social integration of all people with disabilities. CBR is implemented through the combined efforts of disabled people themselves, their families and communities, and the appropriate health, education, vocational and social services.

This approach to CBR is multi-sectoral and includes all governmental and non-governmental services that provide assistance to communities. Many of the services which can provide opportunities for and assistance to people with disabilities are not traditionally considered relevant to CBR programmes and people with disabilities.

CBR is now defined by United Nations as a community development programme that has seven different components:

- Creation of a positive attitude towards people with disabilities;
- Provision of rehabilitation services;
- Provision of education and training opportunities;
- Creation of micro and macro income-generation opportunities;
- Provision of care facilities;
- Prevention of the causes of disabilities;
- Monitoring and evaluation.

In India almost 80% of its population is residing in rural and remote areas, where the services are yet to reach.. Over 68% of India's population of 1.2 billion is located in 600,000 villages scattered throughout the country. On average, the needs of the rural population differ from those of the urban



for various reasons --contrasting socio-economic conditions, available occupations, access to healthcare, life ambitions, emphasis on schooling etc. Though mental and physical disabilities occur in both environments, individuals and families who live in rural India receive little in the way of relief or support.

Perceiving this deficit as an opportunity, for the past eight years, Pathway has been implementing a “Community-based Rehabilitation” (CBR) program for individuals and families who live in rural Tamil Nadu covering different villages in an around the farm centre. This program seeks to empower persons with disabilities without ‘removing’ them from their environment and helps provide tools to rural communities to assist such families and individuals. This programme goes beyond basic medical management and rehabilitation. We believe that in helping the family members we are empowering them to assume more responsibility, have more access to all resources provided thus enabling them to participate fully in the social, economic and political life of the community

Pathway develops customized programs by first by meeting with constituent partners to understand the community, the local culture, type of population, abilities, disabilities, types of occupation of the majority of the community, etc. After this is studied, metrics for success are created and major stakeholders, such as parents, close relatives, or disabled individuals themselves, are identified.

We are trying to instill self reliance and confidence of the disabled and their parents by highlighting and exploring their talents. Providing them with small micro loans to help their families to be as independent as ever. This would not be considered as charity but supporting them so that they can be more effective and live life more knowledgeably.

Pathway is then able to provide professional teams comprised of medical and rehabilitation experts along with some volunteers who visit communities several times a year. These teams assist communities in identifying persons with disabilities and then investing time to explain to parents and relatives the various aspect of their child's disability. Family members are trained to perform simple exercises by a trained and qualified therapist in the field. Training material is disseminated so that those disabled persons can receive basic help from their caretakers as the need arises. Special assistive devices are given if needed to make for an easy transition. To our above medical services we also have started adding the component of dental services too.



We are also encouraging this identified group to join in all our centres celebrations thus including them into the society and preparing for a better awareness among communities.

The teams also stress prevention of disabilities, such as the need for good food for the mother and child, principles of cleanliness, public health and hygiene, clean water, the value of breast feeding, vaccination in early childhood, etc. In regard to specific problems, communities are assured that they can have access to experts for consultation when needed. These efforts by Pathway not only provide immediate medical and therapeutic relief, but also seek to change prevailing cultural beliefs and habits to positively impact community trajectories. We have identified another group of differently abled whom we have focused and helped in this current year. To highlight a few- they are- Subashini, Hariharan, and Sakthi,- who being Cerebral Spastic have quadriplegia which in turn has affected their spine. Srikanth and Priyadarshini under the same above category suffers from diplegic spasticity. Divya and Devakumar was diagnosed as Intellectually Disabled with severe speech defect. These are just to name a few. Other children and adults who have been included for rehabilitation programme are Rajakani, Praveen, Prakash, DineshKumar, Kalaiselvi, Sandhya, Dineshkumar, Raman R, Muthu, S Pradheep Raj, Kumaraswamy, Nagaraj S, Kannan, Chellapan, David etc

## VILLAGE OUTREACH

For many years now Pathway has been running an outreach program in nearby villages to help the poor and disabled children living there. Originally there was a limited, time bound program funded by the government to serve the disabled in villages, which has since concluded. Pathway decided to enter this space with skill and novel methods to energize this program that offer intervention program for the mentally and physically disabled children. Many types of disability can be prevented by relatively simple measures. Proper nutrition is one of the most significant ways to help prevent many disabilities.

Several of these children have very limited use of their legs or arms and would be completely quadriplegic without the free therapy Pathway provides. Pathway is well known in these villages because they bring help to the villages whereas it would be impossible for the villagers to reach a bigger city for aid. Volunteers are able to assist with such outreach efforts and can directly help rural children in south India to better live with or overcome disabilities.

Our team of Medical doctors, Rehabilitation team etc reach out to these families and their children in assessing and formulating a programme which in turn is taught to a parent or relative by the community rehabilitation worker. Every two to





three months the programmes are assessed and re formulated if necessary. Dengue Awareness and Oral Care Talk has been conducted in Government Higher Secondary School –Nallur Village. Dental consultation and Oral hygiene instructions with brushing techniques, World Cancer Day Awareness and World Toothache Day Awareness programme were demonstrated by using various media for the welfare of the Community. Adolescent Day Awareness Talk In Rural Government schools too has been conducted . The corona Virus Awareness and Handwashing techniques too were included to benefit the society at large

## THE WORLD YOGA DAY



As per the announcement by Union minister of AYUSH Ministry Shripad Yesso Naik on Thursday that the theme of 2019 World Yoga Day will be '**Yoga for Heart**'. But according to the United Nations, the Yoga day 2019 theme is **Climate Action**. He also said that today the whole world is celebrating Yoga Day by the efforts of the Prime Minister of India.

In United Nation, it was celebrated a day before that is on 20 June, 2019 with 'Yoga with Gurus' and followed by a panel of discussion on 21 June.

Climate Action theme focuses on the way how yoga can help us to solve the problem of climate change and also it brings lot more benefits into the lives of people. It is necessary to work towards climate change. The sense of respect for mother earth overcomes regular yoga practitioners that will help people to act in a certain way at home and

working environment to work and build better future.

### Some interesting facts about International Yoga Day:

1. **Meaning of yoga:** Yoga is an ancient physical, mental and spiritual practice that originated in India. The word 'yoga' derives from Sanskrit, which means to join or unite, symbolising the union of body and consciousness.
2. **History of International Yoga Day:** The idea of International Day of Yoga was first proposed by Prime Minister Narendra Modi during his speech at the UN General Assembly (UNGA), on September 27, 2014. Thereafter, a draft resolution on 'International Day of Yoga' was introduced by India's Ambassador to UN, Ashok Kumar Mukerji. The draft received support from 177 nations, the highest number of co-sponsors for any UNGA resolution. Thereafter, the United Nations proclaimed June 21 as the International Day of Yoga.
3. **International Yoga Day 2019:** This year, Jharkhand's capital Ranchi will be hosting the main





yoga day event. The event will take place at at Prabhat Tara ground tomorrow morning where PM Modi will perform Yoga along with 18,000 people, including Chief Minister Raghubar Das.

We have believe in the importance of Yoga. We realise that we are living in a fast-growing world, where we do not have time to understand ourselves and that is why we face stress every day. Yoga helps us deal with the external environmental factors and it is possible with a peaceful mind.

The Importance for International Yoga Day is to highlight the benefits of yoga throughout the globe, which is helping people around the world to deal with

various health issues and establish a path to create peace and harmony in their lives.

The purpose of World Yoga is to ---

- Make people aware of the wonderful benefits of yoga.
- By practicing yoga, connecting people with nature.
- Reduction in the rate of challenging diseases worldwide.
- Make people aware of the usefulness of yoga in a busy routine.
- Spread the development and peace all over the world.
- Relieve stress through yoga.



We at Pathway at all the centres believe in the above and have embraced this in our day to day activity and have already introduced this into our daily curriculum. The benefits are definitely manifold.

The staff and students were made to realise the importance of practising yoga. In short Yoga can enhance the ability to focus, able to keep one in state of happiness, it can relax your system, aids in boosting up self confidence which leads to a healthy lifestyle and also aids in maintaining one's health.

The children were made aware of the relevance of yoga in daily life. Different asanas were demonstrated under the guidance of the trained staff. They also prepared charts and used flash cards to reach out the concept and meaning of Yoga

The pictures shown give you a glimpse of the different asanas performed by the children and the wonderful concentration with which they exhibited their learning.



## ON WORLD ENVIRONMENT DAY



*Urged all people to reject single-use plastic. Refuse what you can't re-use. Together, we can chart a path to a cleaner, greener world." — Secretary-General, António Guterres*

Every World Environment Day has a different global host country, where the official celebrations take place. The focus on the host country helps highlight the environmental challenges it faces, and supports the effort to address them. This year's host is India.

World Environment Day is the United Nations day for encouraging worldwide awareness and action to protect our environment. Since it began in 1974, the event has grown to become a global platform for public outreach that is widely celebrated in over 100 countries.

Above all, World Environment Day is the "people's day" for doing something to take care of the Earth. That "something" can be local, national or global. It can be a solo action or involve a crowd. Everyone is free to choose. Each World Environment Day is organized around a theme that draws attention to a particularly pressing environmental concern. The theme for 2019 is "Air pollution".

Every World Environment Day has a different host country, where the official celebrations take place. The focus on the host country helps highlight the environmental challenges it faces and supports worldwide efforts to address them. This year's host is China.

Air pollution is increasing day by day and it seems complex to control it but nothing is impossible we should come together to combat it. And for this, it is necessary to understand different types of pollution, how it affects our health and environment will help us to steps towards improving the air around us.

We can't stop breathing but we can do something to improve the quality of air that we breathe. Around 92 per cent of the people worldwide do not breathe clean air.

- At Sabin Centre the instructors took the job of imparting certain methods which would bring down and control the Air pollution.
- All the appliances and Electronics as much possible were checked to see whether they were stamped with Energy Star.
- As much possible all the leaves and sticks at the farm were allowed to be composed instead of burning.
- The instructors along with the kids ensured that all the lights not in use including computers, Tv's were switched off.
- Putting recycling knowledge to the best use possible. Not wasting water



## INDEPENDENCE DAY CELEBRATION

The Independence Day of India, which is celebrated religiously throughout the Country on the 15<sup>th</sup> of August every year, holds tremendous ground in the list of national days, since it reminds every Indian about the dawn of a new beginning, the beginning of an era of deliverance from the clutches of British colonialism of more than 200 years. It was on 15<sup>th</sup> August 1947 that India was declared independent from British colonialism, and the reins of control were handed over to the leaders of the Country. India's gaining of independence was a tryst with destiny, as the struggle for freedom was a long and tiresome one, witnessing the sacrifices of many freedom fighters, who laid down their lives on the line.

In his first address to the nation from Red Fort after this year's Lok Sabha elections and the sixth consecutive one on Independence Day, Prime Minister Narendra Modi today spoke about issues like Article 370, Article 35A, criminalising triple talaq, welfare schemes for the farmers and announced the launch of a new Jal Jeevan Mission to provide potable water. On the economic front, PM Modi expressed confidence that India will become a \$5 trillion economy in the next five years. "From 2014 to 2019, we became a \$3 trillion economy. Before that, in the last 70 years, the country was a \$2 trillion economy. We added \$1 trillion to the economy in just five years. Now we are looking forward to making the nation a \$5 trillion economy," said Narendra Modi in his speech. He also stood up in support of industrialists, saying that wealth creators should not be eyed with suspicion and that they are country's wealth and should be respected.

Addressing the nation on the eve of India's 73rd Independence Day, President Ram Nath Kovind expressed that the decision to form two new Union territories will benefit the people of Jammu and Kashmir and Ladakh. President Kovind mentioned several decisions taken by the Cabinet and noted, "It is critical for our key institutions and the policymakers to study and appreciate the message being sent by citizens and to be responsive to the thoughts and wishes of our people." He also expressed his happiness over the functioning of the Lok Sabha and Rajya Sabha in the recently concluded Parliament session.

Remembering Mahatma Gandhi, President said, "his vision is relevant even today. He believed that we could use the resources of nature and the environment with discretion."

After attending the protocol in Chennai centre the trust board members thanked the staff and children and immediately drove down to the agro farm to oversee the celebrations at the farm.

The Independence day celebration at the Pathway Agro Farm for Children was a highly colourful feat this season. The grand display of talent were eye catching and awesome by the children of the Pathway-Pamela Martinez Matriculation School and adults of the Pathway-Sabin Centre for Education and Rehabilitation of Disabled. Over 200 children of the Pamela Martinez Matriculation School were seen to be rehearsing for this big day for almost a fortnight. They had prepared a long programme of nearly three hours to be presented on the eve of the Independence Day. Similarly, boys of the Sabin Centre were also seen to be practising many programmes which they were planning to showcase on the D Day.

The Independence day celebration were planned fairly elaborately in the grounds of the school where a special flag mast is permanently installed. It is the rule of the organization that every day as all the children assemble for their morning assembly and morning prayers there should be hoisting of our





national flag with the singing of national anthem this was done to inject a sense of ownership and patriotism amongst the children right from the beginning of their lives.

On this special day the flag mast was well decorated with colourful paper and the entire area was decorated with colourful buntings and tiny flags. The area around the mast had ornamental variety plants and a tastefully decorated rangoli by the girl children added beauty to the entire background. Every child was found to sporting with a small Indian Flag that was affixed on the lapel of their shirts. All the staff and all invitees were encouraged to affix such flags. The entire show was very well choreographed and organized to the minute detail.

The show started with an impressive march past by nearly 228 children comprising of able and disabled children of the Farm. They marched with precision driven by a rhythmic band that was played by two senior boys. Even our youngest kindergarten children was a part of this march past. All the children in their neatly pressed clothes and neat footwear marched perfectly and went past the saluting base and the Flag mast where the Treasurer was present with the principal to take the salute. Each class lead by its leader marched past the saluting base in perfection saluting the flag with reverence. The march past culminated in orderly assembly of all children in their slots and with this the day was set to unfurl the national flag. The President was requested to unfurl the tri-colour by the principal and the leader of the school. As the flag was unfurled there was copious sprinkling of petals of roses, jasmines and various flowers showered on her and others. This signalled the singing of national anthem which was rendered with great poise and decorum.

The children of the Pamela Martinez Matriculation School and Orphanage presented a huge variety of programmes consisting of drill which also had elements of yoga asanas, using hoops to emphasize the colours of our national flag. The boys showcased their talent using dumbbells and topping it with a pyramid show where the inner most circle of this human chain moved in a beautiful circular formation and the apex of the human pyramid depicting the national flag with a salute. Similar more different formations were displayed by the boys of various classes. The girls not willing to remain behind showed their prowess too in the separate drills they performed like a human pyramid taking the salute under their guidance of their teacher and guide. The exercises also involved using of lazems.

This was followed by a speech in Tamil by Deepapriyan, and Srimathi, a Tamil poem explaining “before and after freedom” of India by Abnisha of VIth grade. A speech in English by Kishore Kumar of ninth grade and a description of our national leaders and their role in Independence was outlined by Murugeshwari of ninth standard. A fancy dress, that is, children depicting the national symbols was displayed by our very tiny tots which definitely brought a thunderous applause from their school mates and all others present. This was followed by a mime which was truly executed well by the senior boys depicting the theme- ARMY SOLDIER’S DEDICATION TO HIS MOTHERLAND. The entire show was full of great educational value and truly delightful. The songs and dances presented by the children were particularly spectacular and grand. The tiny tots dance to the music of –“ BEAUTY OF NATURE”. IV and III std children performed a dance to the lyrics of a patriotic song penned down by Bharathiyar and finally the VIII and IX std children sang “ Vande Mataram “ to everybody’s delight.

The children with special needs from the Sabin Centre for Education and Rehabilitation of Disabled did not lag behind in any sphere. Apart from being a part of the main marchpast they also showcased highly

enjoyable and loveable programmes comprising of songs and dances with the theme of independence. They also performed the different yoga postures and their benefits which drew great amount of appreciation. This three hour grand programme ended with a closing message by the Director followed by distribution of chocolates, pastries and a sumptuous lunch.

The highlight of this year's Independence Day was that the director- Co-Founder of Pathway - CHANDRA PRASAD was honored by the State Government as the BEST SOCIAL WORKER for the year 2019 by the Hon'ble Chief Minister Mr Edappadi K. Palaniswami, Govt. of Tamilnadu

## WINNING THE STATE AWARD AS THE BEST SOCIAL WORKER FOR THE YEAR 2019



### **In RECOGNITION OF HER OUTSTANDING SERVICES FOR THE INTELLECTUALLY DISABLED CHILDREN, GOVERNMENT OF TAMILNADU CONFERS ON HER THE BEST SOCIAL WORKER AWARD FOR 2019**

Tmt CHANDRA PRASAD is presently working as the Co-founder /Gen. Secretary of PATHWAY- an unit of Dr Dathu Rao Memorial Charitable Trust, a Non-Governmental organization serving for the Rehabilitation and Education of the Intellectually Disability. She has put in 36 years of dedicated service in the field of vocational training and rehabilitation of the intellectual disabled. By virtue of her initiative and special efforts about 31700 special children and adults with various disabilities have been fully



evaluated and rehabilitated through various rehabilitation programmes. She is instrumental in starting special schools with Vocational Training centre for the differently abled children in Chennai and Kancheepuram districts. In this centre the children with intellectual disability are provided various vocational training i.e. artificial jewellery, bakery, handicrafts, and horticulture. Placement work is also executed for the benefit of the adult intellectual disabled. In this regard as many as 80 differently abled persons have so far been placed in various private organisations. She also has currently placed 5 differently abled persons in her own organisation- PATHWAY.

## NEWSPAPER NATIVITY BY VOCATION

Christmas is the time that reinforces the values of giving and sharing. At Pathway centre for rehabilitation, we aim not only to inculcate these values in the children but also help them learn to implement these in innovative but ecologically responsible ways. Our latest figurine crafted by the children is a prime example of this.

The special children at Pathway vocational centre have hand-made a twelve-piece Nativity figure-set which is a brain child of Chandra Prasad the Hony. Director and Co-Founder of this institution. What is different about these particular figures compared to the already existing ones, you may ask – this entire set is made completely from newspaper. Previously, a similar set had been made but it had been made with beads. This was sent to all overseas patrons of Pathway.

The children, under the guidance of expert team of vocational teachers -Ms Linda, Ms Radha, Ms Porkodi, Ms Priya and Mr Ashirvatham, enthusiastically jumped at the idea of trying something unique and novel. The children's willingness to try something new is commendable. The first set took little over four months to be completed. Twenty five number of children were involved in the making of these dolls. The staff are confident that the next sets will be processed quicker – the children are quick learners and are quite proud of their accomplishment – as they rightly should be.

The hand-made nativity scene depicts the scene of the birth of Baby Jesus couple of days after he is born when the three wise men visit him. An angel has announced the birth of infant Jesus to the shepherds who then visit the humble site of his birth – the stable where he is found lying in a manger. This scene comprises of the new-born Baby Jesus, Mother Mary, Joseph, a camel and a sheep in the stable, three wise men, who come bearing gifts and the shepherd. These figurines are all made from and decked out in newspaper. The size of the dolls are around 11 to 12 inches. The clothes for the three wise men are also made from paper but what enriches them is that they are woven to give it a rich-look. The faces are



made with paper mache moulds to give them a life-like appearance and each face has an individuality that makes it stand apart from the others.

The children eagerly await Christmas this year – it is a wait that we all are impatient for; to see the fruits of their labour being enjoyed and appreciated by everyone.

## GANESH CHATURTHI



Ganesh Chaturthi also known as Vinayaka Chaturthi is one of the important Hindu festivals celebrated throughout India with a great devotion. This festival is celebrated once a year and is considered to be the most important festivals for Hindus. While it comes to the importance of Ganesh Chaturthi, it is celebrated as a symbol of wisdom, prosperity and good fortune. We at Pathway centres celebrated this festival on the 2nd September 2019. This day is celebrated as the birthday of Lord Ganesh, the elephant-headed son of Lord Shiva and Goddess Parvati. Lord Ganesh is the symbol of wisdom, prosperity and good fortune.

This festival is celebrated by Hindus with a great enthusiasm. People bring idols of Lord Ganesh to their homes and do worship. The duration of this festival varies from 1 day to 11 days, depending on the place and tradition. On the last day of the festival the idols are taken out in a colorful and musical procession and immersed traditionally in water. As per Hindu mythology Lord Ganesh is considered as "Vigana Harta" (one who removes obstacles) and "Buddhi Pradaayaka" (one who grants intelligence). This festival is very important for students, they worship Lord Ganesh to illumine their minds. The children of all the centres enjoyed doing the various activities pertaining to the festival in the form of making mud idols, drawings etc of Lord Ganesha. The kids at Sabin centre indulged in making their favorite Lord Ganesha with clay and adorn him with nature's jewels.

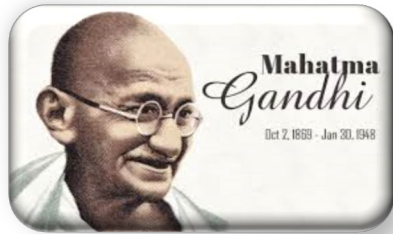
## THE HONORARY DOCTORATE



The Global Peace University has conferred the HONORARY DOCTORATE in the degree of - DOCTOR OF SOCIAL WORK on CHANDRA PRASAD on the first of September 2019.

The National Integrity Cultural Academy along with The Peaks magazine also conferred the Award for Excellence 2019





## MAHATMA GANDHI 150TH BIRTH ANNIVERSARY 2019

*Non-violence is the greatest force at the disposal of mankind. It is mightier than the mightiest weapon of destruction devised by the*

*ingenuity of man. ---Mahatma Gandhi*

This year, on October 2, India did celebrate the 150th birth anniversary of Mahatma Gandhi. Mahatma Gandhi's birth anniversary is celebrated every year as Gandhi Jayanti to commemorate his ideals of peace and non-violence as well as his immense contribution to India's freedom struggle.

On 15 June 2007, The United Nations General Assembly announced that October 2nd will be celebrated as the International Day of Non-Violence. Gandhiji had a natural love for 'truth' and 'duty'. With his complete dedication and confidence, Gandhi freed India from the British Rule and proved the world that freedom can be achieved with non-violence. Even today his teachings are encouraged to stay away from violence and find peaceful solutions to conflicts. For Gandhi, Truth and Non-violence was his entire philosophy of life. Gandhiji was one of the biggest contributors to India's freedom movement and his methods for achieving it shaped the country greatly. He is even called the Father of our Nation. That is why his legacy is honoured, not only in India, but all over the world. Albert Einstein and Gandhi were big admirers of each other and exchanged letters frequently. Einstein called Gandhi “a role model for the generations to come” in a letter, writing about him. “I believe that Gandhi’s views were the most enlightened of all the political men in our time,” he said.

The President and the Prime Minister, along with other political leaders, pay homage at Raj Ghat, the Samadhi of Mahatma Gandhi in New Delhi. To honour Gandhi's respect for all religions and



communities, representatives from different religions take part in the prayer meeting held at Raj Ghat. Prayers and Verses are read out from Holy books of all religions. Mahatma Gandhi's favourite song 'Raghupati Raghava' is customarily sung at all meetings associated with him.

We received a letter from the Good India Movement jointly with The Mahatma Gandhi Moral Academy to commemorate Mahatma Gandhi's 150th birth anniversary wanted to honour the children from 150 schools who have proven record of standing by moral values through some noteworthy incidents in their formative age. They believe that this will motivate and empower the children to become the best citizens of the country as they grow up.

The Pamela Martinez- Pathway school and Sabin group participated in the above. Childrens data was sent and finally when the results were announced we were proud to notice that all those selected children we had sent the data qualified for the award. In the Sabin group the children selected were

CITIBABU, KIRESH KUMAR, VARTHARAJ , and MURUGAPPAN

On the eve of the **150th Birth Anniversary of Mahatma Gandhiji** the Steering and Selection Committee of **Mahatma Awards on 1<sup>st</sup> October 2019**, congratulated **PATHWAY**- a unit of Dr Dathu Rao Memorial Charitable Trust on their entry being chosen for **India edition of Mahatma Award 2019**. They were

**selected on the basis of excellence,** highest standards of ethical conduct, integrity, civic and social responsibility. **Mr Amit the founder of the Mahatma Awards,** along with The award trophy partner - Eternal Gandhi initiative of Aditya Birla Group presenting the award to Dr Chandra Prasad on behalf of **PATHWAY**



❖ *Receiving the MAHATHMA GANDHI AWARD on Oct 1<sup>st</sup> 2019, on the 150<sup>th</sup> Anniversary of our Father of the Nation for SOCIAL GOOD*



## NAVARATHRI



Navaratri, the nine-day autumn festival, is a celebration of women empowerment. Although the festival is celebrated across the length and breadth of India, the long-standing tradition of 'Golu' marks the celebrations here in the southern states.

Golu (or Kolu) in Tamil refers to the display and decoration of dolls and figurines of human beings, and idols of gods and goddesses during Navaratri. It is not only popular in Tamil Nadu, but also in Karnataka and

the two Telugu states, where it is known as Gombe Habba (Kannada) and Bomma Koluvu (Telugu). As per the tradition, the dolls and figurines are placed on steps stand for the spiritual progression of human beings. The term 'Kolu' comes from the Tamil words '*Kolu veetriruthal*', which means the presence of kings and queens in the court. The term extends to describe the presence of gods and goddesses surrounded by their devotees and saints.

## DIWALI

Diwali is celebrated all over India and various parts of the world. Diyas and lamps light up the entire country and the sight is truly magical and brilliant. According to the Hindu calendar, Diwali falls on the 15th day in the month of Kartik. This year Diwali took place on October 27. Diwali can also be arguably called as one of the most important and elaborately celebrated festivals.

The houses are lit with fairy lights, decorated with *diyas* and people dress up in their best traditional attires to celebrate the day. Families come together to celebrate Diwali and worship idols of Lord Ganesha and Goddess Lakshmi on this auspicious day.



Diwali's history can be traced back to ancient India, with several legends associated with it. Many believe that Diwali is the celebration which marks Goddess Lakshmi's wedding with Lord Vishnu. Others believe it to be a celebration of Lakshmi's birth, as it is believed that she was born on the new Moon day of Kartik. In Bengal, during Diwali Goddess Kali is worshipped, who is the Goddess of strength. In certain homes Ganesha is worshipped too, since he is a symbol of auspiciousness. For Hindus, Diwali symbolises the return of Lord Ram to Ayodhya after being exiled for 14 years. When he returned, Lord Ram was welcomed home with diya's which were lighted throughout the kingdom.

### Significance

The lighting of diya's signifies the triumph of good over evil, and with all the prayers and people meeting with love in their hearts overall there is a bright and cheerful atmosphere. People from all religions, castes and backgrounds are united during the occasion of Diwali and there are celebrations happening all around. People visit their friends and relatives on Diwali and present each other with chocolates, dry fruits, sweets and other gifts. Diwali brings with it the joy of togetherness and festivity. It is also the time when one sits back and reflects on one's life and how to make things better going forward.

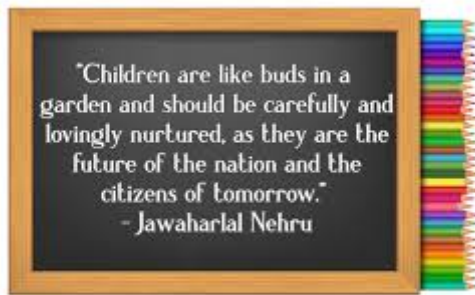
During the festival of Diwali it is imperative that we start the journey to end the darkness within our lives and fill it with love and light. Whether it is changing our lifestyle into a more healthier one or becoming a better person, this is an auspicious occasion to start on these life changes.

This Diwali started with a small project on -SAFETY FIRST conducted by the school involving firemen from our district who demonstrated the safety measures to be used while playing with crackers and the use of fire extinguisher. The interesting image is of our security guard (dog-Brownny) who is listening with rapt attention about the fire safety.

All the centres from Pathway were a part of this festival. Children donned new colourful dresses and they looked forward for the special meals and sweets which would follow for the day. As usual the multi colored Rangoli depicting happiness and ushering good tidings were a part of the childrens handiwork. They also were involved in making the diyas with their bare hands which was lovingly lit around their campus. Crackers being a part of this festival it was kept minimal to sparklers and safe flower pots with a few display of fancy fireworks. Children had been busy from morning.

Children of Chennai centre and Sabin had made models of their favourite crackers and sweets and ofcourse their special Rangoli design for the occasion. All the simple rituals of Diwali have a significance and a story to tell. The illumination of homes with lights illuminate our homes and hearts, that this simple truth finds new reason and hope. From darkness unto light — the light that empowers us to commit ourselves to good deeds, that which brings us closer to divinity. and the skies with firecrackers is an expression of obeisance to the heavens for the attainment of health, wealth, knowledge, peace and prosperity. According to one belief, the sound of fire-crackers are an indication of the joy of the people living on earth, making the gods aware of their plentiful state. In all this joyous festival is always welcomed by not just the kids but adults too. Every special educator as well as other educators for normal children prepare their wards a month earlier to the history and significance of this festival in form of varied activities.

## CHILDRENS DAY CELEBERATION



The 14th November day which also happens to be the 130th birthday anniversary of India's first prime minister Pandit Jawaharlal Nehru is celebrated as the Children's day. Children's Day is also known as Bal Diwas. Chacha Nehru was mainly fond of children and roses. According to Jawaharlal Nehru, children should be carefully and lovingly nurtured, as they are the future of the nation and the citizens of tomorrow. They are the strength of the country and the foundation of society.

It is a reminder that every child deserves education, nurturing and the best of everything. They are the building blocks of the nation and hence, the future of the nation depends how well they are brought up. Pandit Jawaharlal Nehru real message was to provide our children with a safe and loving environment in which to grow as well as giving them ample and equal opportunities through which they can take great strides and contribute to the progress of the nation.

Pandit Jawaharlal Nehru was a great person, leader, politician, writer and speaker. He loved children so much and was a great friend of the poor people. He always understood himself as the true servant of the





people of India. He worked hard all through the day and night for making this country a successful country. He became the first Prime Minister of the Independent India and thus called as the architect of modern India. India used to celebrate Children's Day in India on 20th November every year before 1956 as the United Nations, in 1954, had declared the day as Universal Children's Day.

But, after the death of India's first Prime Minister Pandit Jawaharlal Nehru in 1964, a resolution was passed in the parliament unanimously to honour to Pt. Nehru declaring his the day of his birth anniversary, 14th November as National Children's Day. Therefore, each year since then 14th November is celebrated as Children's Day in India to commemorate the birth anniversary of the country's first PM.

Nearly every school celebrates this day with various events like quiz, debates, cultural programs like dance, music, and drama. Teachers organize and perform various cultural events for the students. Chacha Nehru always believed that a child is future of tomorrow and hence through drama or play the teachers often on this day communicate to the Children the importance of having a fulfilled childhood to have a country with better tomorrow.

Many schools also celebrate the day by organizing sports events. School teachers often invite children from nearby orphanage or slum to participate with the students of the school together. Such gestures are very welcoming as the children learn to share and accommodate everyone from society with them. Such gestures also instill a sense of equality among students.

Teachers and parents on this day also shower their love and affection towards the child by distributing gifts, chocolates, and toys. Schools also organize various talk shows, seminars where inspirational personalities from various fields like sports, education, cultural and entertainment sector come and deliver motivational speeches to the students. Children are the ones who light up our world, the ones who have the potential to put a smile even on the chronically sad faces, the one whose hugs can melt anyone's heart, whose one wail can cause all the members of a family to panic, and whose innocence give people the hope that the world still is a good place; children are like the ray of sunshine. Without them, this world would be nothing but a dull and boring place!

Irrespective of the occasion, children are pampered the most and they should be for these bambinos have an inherent ability to attract anyone's attention and caress them. There are two popular stories as to why Pt. Nehru came to be referred to as Chacha. It is believed that he was fond of children and used to meet kids with immense affection. It was because of his friendly attitude towards children that kids fondly called him Chacha. However, as per another story, he was called Chacha because of his closeness with Mahatma Gandhi. Many believe that Pandit Nehru was seen as the younger brother of Mahatma Gandhi, whom all referred to as 'Bapu'. Hence, people suggest he became famous as Chacha for he was seen as the younger brother of the father of the nation.

It was time for fun and frolic, a day of celebration, as the staff and children of Pamela Martinez School and the Sabin centre prepared for Children's Day, a day to remember Jawaharlal Nehru, free India's first prime minister, with love and fondness. The excitement grew as the enthusiastic children all assembled to celebrate the event. Ably led by principal Annadurai and a team of dedicated teachers, great treats were prepared for the children. The faces of the tiny tots from kindergarten beamed as they saw their favourite snacks dangling before their eyes. The favourite snack was tied with a thread and the winner would be the one who could eat the entire piece of the treat. Loud cheering and claps urged the tiny tots to give their best shot. The next game was the balloon game where the contestant had to blow them till



they burst and variation of the game was to sit on the blown balloon till it bursts. A mix of shyness, curiosity and every other expression was evident on their faces. After the girl babies it was the turn of the boys. Their younger peers watched with amazement the beautiful colors of the balloons blooming into greens, purple, yellow and pink with a dash of white too. There were some surprise extempore too from these tiny tots. The mike seemed to be larger than the speaker. The next interesting activity was standing at a distance and throwing the ball into the basket. The one with the maximum number was the winner. There was another fun game added to this event. A play activity involving the paper cups where the contestants had to blow the balloon in a paper cup and then the paper cup along with the balloon had to be placed into another paper cup. This process was to go on and the winner would be the one who could make the biggest pile of the papercups in tower formation. The next very interesting activity was pinning or drawing a tail of the donkey drawn on the blackboard being blindfolded. The entire group would break into tingling laughter when their peer fixed the tail other than the correct space.. Some of the kids cheered and some just enjoyed the experience. The girls not to be left behind took part in the same activity. This followed by a group dance Children took part in various games, mime shows, puzzles, painting, and singing. Children from Sabin centre - Ashok and Murugappan presented a short but sweet play. At the end of the day the children appeared to be exhausted from their activities while thoroughly enjoying their cakes and traditional Indian sweets. Such childhood delight made the adults realize that children are indeed precious gems and are divine gifts from above!

We do believe in the following quote made by our leader-

**"CHILDREN DO NOT THINK OF DIFFERENCES AMONGST THEMSELVES."**

## **CHILDREN'S DAY**

### **STAMP DESIGN CONTEST- 07-08-2019 TO 20-09-2019**

Department of Posts, Ministry of Communications, Government of India organized a Stamp design competition for children across India on the occasion of Children's Day every year. Given that the two momentous occasions for child rights viz. 30 years of CRC (19 89-2019 } and 70 years of UNICEF in India (1949-2019} coincide this year, the Department of Posts partnered with UNICEF to launch this year' s Children's Day stamp design contest on the theme of Child Rights.

Accordingly, entries were invited for Children's Day 2019 - Stamp Design Competition". The theme of the competition was "Child Rights". The participants are to make original design on the subject (should not be copy of picture painted/creative by someone else).

The rules of the competition was that Children studying in classes 1st to Xllth could participate in this contest . The drawing/ painting could be in ink, water colour, oil colour or any other medium (Computer printed/ printout will not be allowed). The design submitted should be such as can be depicted on the stamps in a visually appealing manner so as to be of interest to philatelists/collectors. Participants are free to use drawing paper, art paper or any other type of white paper of A4 size.

An undertaking stating that 'The artwork submitted is- original and no copyright issues are involved' was to be sent along with the entry. There was going to be a prize money for various category along with consolation prizes and the entries are invited from 07.08.2019 to 20.09.2019.



## INTERNATIONAL DAY OF THE DIFFERENTLY ABLED-2018

### STATE LEVEL MEET FOR DIFFERENTLY ABLED CHILDREN

December 3 is observed as the International Day of People with Disability (IDPwD) internationally. This UN sanctioned day aims to increase public awareness, understanding, and acceptance of people with disabilities and celebrate their achievements and contributions. People with disabilities have conquered mountains, climbed the corporate ladder, shone on sporting arenas, built businesses, and are championing for rights and access for all.

The World day of the Disabled is celebrated all over country and the entire world. In India it is held at the national level and Tamil Nadu at the state level celebrates this day appropriately honouring the differently abled

who excel in various walks of life and honour those

who serve the disabled. Pathway joined the festivities







in several ways, in participating in the events organized by the state government. The theme for this year as per our state government was- **THE FUTURE IS ACCESSIBLE**

Though we turned out in large numbers of 60 children and 9 adults from Pathway Centre, Chennai as well as 42 adults from Sabin Centre, Agili, to partake in the grand march past, sports, dance and musical events *nature had its own course. Due to heavy rainfall the sports were not conducted but the cultural show was*

on.. This event was conducted at Anna University. The Honourable Social Minister Dr V Saroja, Mr C. Vijayaraj Kumar, IAS ( Principal Secretary to Government ), Mr Johny Tom Verghese- State Commissioner for the Differently Abled, did the honors.

On the 2<sup>nd</sup> December, twelve children from Pathway attended a cultural programme at the Opportunity School where they performed a folkdance using different props while competing with various other schools from the entire state. The judges were very appreciative of their efforts.





On the 3<sup>rd</sup> December the selected group who won in the cultural event on the 2<sup>nd</sup> were given a chance to perform on the stage at Anna University at the Vivekananda Hall to a huge audience. The programme ended with prize distribution. In spite of the incessant weather the government further planned various activities for the kids thereby giving them the best moments in life like- 260 children from across the state aided by the Chennai Metro Rail Limited were given a joy ride in the Metro rail exclusively for them. A movie was screened FROZEN 2 at the theatres much to the delight of the kids. The freeing of pigeons and releasing balloons of our national flag color indicated the start of events. Anitha and Vani were selected for state level sports for long jump and potato gathering respectively participated in the events. Sabin centre represented Kancheepuram district.

Pathway received special appreciation for its dance depicting a popular folk dance. The participants were Vani, Rani, Joseph, Madhavan, Priya, Chandru, Prathap, Sivachandran, Tamilmani, Dhanam, Anitha and Yamini. These participants received gifts for the above.

## WORLD DISABLED DAY OF THE DIFFERENTLY ABLED-2019 AT MADRAS HIGH COURT



On the 12th December 2019 we were invited to the Madras High Court premise to celebrate the world disabled day along with them. Both the centres from Chennai and Sabin Centre attended this function. The children performed a group dance and mime which thoroughly entertained the audience. More than 100 children and adults attended this programme. The Chief guests were- Mr S N Seshasai IPS Officer, the District Judge-Ramalingam Sudhakar, and Hon. Judge Jayanthi and Dr Chandra Prasad.

## CHRISTMAS CELEBRATIONS

Every year the month of December is a very us the best spirit by ringing out the old & It is definitely the busiest time of the year and planning the programme takes place.

This is a festival which actually you can being of oneself seems to get soaked in peace one observes in giving than most wonderful season to wear and



awaited month since it brings out in each one of ushering of the new year.

where last minute shopping, wrapping gifts

feel days before in the air. The whole helping others and to share the joy & receiving gifts. For children it is the don new clothes, creating special

Christmas cards for their friends & families and to take part in the cultural activity depicting the birth of Christ.

This year too has been no different for the children who awaited the great day to bring the joy & peace message to the world in their own special way. Being a festival the Christmas pageant was jointly celebrated this year with the Pamela Martinez-pathway school children too. As much as possible we try to integrate the special adults into the various activities to develop more brotherhood and acceptance in the society.

The special kids jointly made the nativity banner giving their inputs in coloring and drawings. The event started with a welcome dance by the smaller kids of the 3<sup>rd</sup> and 4<sup>th</sup> grades, followed by the classical dance by Srimathi and Susmitha. The children also executed a clap dance along with a skit. A special nativity using the shadow technique was the main highlight for this year.

Apart from performing on the stage the teachers had laid out a special project for the kids.

Using teaching methods & materials the children were taught to make a crown, a star, candle, candy and the angel wings which all symbolise Christmas season.

It was a real joy to watch the kids immersed in the activity and trying their best to produce results to gladden their teachers hearts. One could observe their tendency of helping their peer group which gladdened many a heart. The true meaning of Christmas could be seen here. The joy was pure and the air around was filled with the beauty of their innocence and smiles.



After creating these beautiful symbolic pieces the children held these props as a part of their dance programme. All the participants were donned in white and the props were carried out diligently by the children. They received a thunderous applause from their peer group.

Last but not the least the Santa Claus act was enacted by Karthik who was enthusiastically received by the entire school. Their laughter echoed in every corner and finally they all danced to the music of Jingle bells their all time favourite.



The festivity closed with a special dinner and gifts and presents for all. The entire group enjoyed the spirit of Christmas and prayers were offered for every gift and blessing received.

## TRADE FAIR

The favourite place of Chennaiites to hang around during their winter vacations, Trade Fair at Island Grounds, was inaugurated recently. It has been witnessing a steep rise in the number of visitors.

The 70-day fair by Indian Tourism and Trade Exhibition is being organised to tap in the festive spirit and ensure better profit for traders. The expo which aims towards the promotion of Indian tourism has interesting stalls of Rajasthan handicrafts, Jaipur handlooms and Kashmiri fruit shops.





A stall by Tamilnadu Science and Technology Centre has fascinating illusions and display boards about various planets which attract the kids. Gaming centres aided with VR technology are unique features of this year's fair.

The Island Grounds constitute a vast empty space on the island where fairs and exhibitions are held on a regular basis. Anna Salai is one of the major roads of Chennai. It originates on this island running mostly in the southwest direction towards the south. From the year 1975, the annual India Tourist and Industrial Fair, which is popularly known to the locals as the trade fair, has been conducted on this island by the state government of Tamil Nadu during the months of January to March. The fair was open to visitors from 3 p.m. to 10 p.m. on weekdays and on Sundays it will be open from 11 a.m. to 10 p.m.

The attraction of this edition's exhibition is a giant world clock tower which displays the time of more than 20 countries. Besides that, the HR & CE department's stall has a statue of Kanchipuram Athi Varadar, which has been witnessing a huge number of visitors

Government exhibitions are organized to enable people to easily understand the schemes, achievements and activities of the Government as exhibitions draw people in large numbers. Visual displays are grasped easily by mind and hence reach a larger audience. These exhibitions are organized in district headquarters during festive seasons and holidays so that a large number of people will be able to see the exhibition and benefit. The 46th India Tourism and Trade Exhibition 2020 began on Island Grounds on January 1st to March 7th 2020.

There were more than 110 stalls, 30+ amusement rides, 18 special shows and 30+ government Pavilions of one of which Pathway was a participant under the Disability sector.

To this wonderful Exhibition Pathway's Vocational unit was called once again this year to be a part which opened on a grand note at the Island Grounds. Several dignitaries from State departments were present

"The idea of this fair was to provide a billion opportunities to the tourists visiting. During this 2 month long fair. Our children also participated in a mime from the Sabin-Pathway Centre much to the delight of the elite guests. This year was different from other years in terms of aesthetic value of the pavilion which was shaped like a house and all the articles inside were disabled friendly along with our vocational products. It worked as an eye opener and awareness campaign for the public regarding the various disability schemes, aids developed and different vocations along with jobs availability. It was indeed a very commendable part to reach out to the masses by the government of Tamilnadu.

The fair was open from 3 pm to 10 pm on weekdays and from 11 am to 10 pm on Sundays and public holidays. In this fair, state government departments showcase their services, alongside entertainment activities and amusement rides.

## PONGAL

Pongal, one of a major Hindu festival is celebrated on the fourteenth day of January every year in the state of Tamil Nadu. For four long days, the festival is celebrated and mother nature and Sun God is worshipped for bestowing food grains and providing energy for agriculture. The word Pongal is derived



from the Tamil word 'Ponga'. The derived meaning of the word is "to boil, spillover" or "overflowing." It is said to signify the overflowing harvest in the season, since harvest is usually associated with an abundance of food.

Pongal: Celebration and significance

The four day festival is celebrated as follows:

- Bhogi Pongal: The first day of Pongal is known as Bhogi Pongal. It is dedicated to Indra, the god of the heavens, lightning, thunder, storms, rains, river flows, and war in Hindu mythology. A large bonfire is lit to celebrate prosperity and the end of the winter season.
- Surya Pongal: The second day of the festival is dedicated to the sun god in Hindu mythology, Surya. On this day rice is boiled and offered to Surya. Sugar cane, coconut and bananas are also offered in temples. Kolam, a traditional design of the sun god, is drawn in homes.
- Mattu Pongal: The third day of Pongal is dedicated to cows. On this day, cows are decorated with beads, bells, corn, and garlands of flowers and worshipped by their owners. Cows are then offered the Pongal sweets and offering set aside for the gods.
- Kannum Pongal: The last and final day of Pongal is known as Kannum Pongal. On this day, a turmeric leaf is laid out on the ground with Pongal including sugar cane and seasonal delicacies early in the morning. Sisters pray for the long life and prosperity of their brothers on this day.

This day coincides with Makar Sankranti. The harvest festival falls typically on 14 January. This time the harvest brought great cheer in the hearts of everybody at the Pathway Agro Farm as plenty of rice and vegetables were harvested. These three day long Pongal festival was celebrated with great fun and frolic by the children and staff of Pathway, Chennai, the Pamela Martinez Matriculation School and the Sabin Centre for the differently abled. The wardens, special school staff, Farm staff, Supervisor, Electrician, Plumber, Driver and Hostel staff, teachers are called to participate in the event with their Tools All the children are involved in the spring cleaning of the entire campuses. The drivers are incharge of cleaning their vehicles. In general every body is involved in the above activity.

This year it was more special with special guests attending at this time of harvest- Roger Woods and his family. They were excited to witness this great festival . It was a first time witnessing and their first time visit to India.

Though this practice is in everyday life here but this gives a start for a new year ringing in freshness and beauty all round. Special prayer was said by Shalini, and there after the Principal explained about the meaning and concept of these three days significance. The children at the Chennai center had another project to work before the event. They were made to draw, color and cut out the main symbols used in the celebration of Pongal. It was very interesting to watch the efforts each child took to draw and color





at their own pace. A small joint prayer or pooja is organized and the blessings are given in form of puffed rice, fruits, sweets and ofcourse the inevitable goodness of sweetness- the sugarcane. this community act brings people closer and friendships and ties get stronger. Worshipping the tools which offer one's livelihood makes them respect these aids.

The second day, Pongal, is the main day, falling on the first day of the Tamil month Thai (January 14 — 15). Also known as Sarkarai Pongal or Veetu Pongal, it is celebrated by boiling rice with fresh milk and jaggery in new pots, which are later topped with brown sugar, cashew nuts and raisins early in the morning and allowing it to boil over the vessel. This tradition gives Pongal its name. The moment the rice boils over and bubbles out of the vessel, the tradition is to shout of "Ponggallo Ponggal!" and blowing the sanga (a conch), a custom practiced during the festival to announce it was going to be a year blessed with good tidings. All the children from all the centres joined along with their staff watched setting up of the clay pot on bricks with wood as the fuel. The sugarcane was a part of their decoration which was used in the form a stand . The children were dressed in their new clothes and the entire farm was dotted with a riot of colors. A bystander could watch the kids bobbing their heads and chatting gleefully waiting for their principal to say the prayers. Once done all the pair of eyes were focused on the pot waiting for the rice to boil over. The sight of the rice boiling over immediately brought a chorus from children who shouted "Ponggallo Ponggal!" The happy faces smiled gleefully and waited with bated breath to receive the offerings made and ofcourse the best loved sugarcane. Children were busy seated in and around the playground area with their sugarcane pieces in their mouth and their strong teeth skillfully tearing the top layer and enjoying sucking the fresh juice. The excitement was hard to contain. Many a times watching them send an adult back to his memory lane where he or she relives their childhood.

Once the pongal is ready a Padayal (the offering) is first made. Sharing of the Pongal with friends and relatives follows a few minutes of meditation or a prayer. The children were absolutely excited about this day. The excitement of a festival is always writ with pleasure on their face and this showed in their eagerness to follow any ritual rules like getting up early in the morning and having a shower and donning new clothes. The previous night the kids had collected their old clothes and each one had made their own bundles since the first day, Bhogi, is celebrated by throwing away and destroying old clothes and materials, by setting them on fire, marking the end of the old Thai and the emergence of the new Thai. The excitement was definitely on high since they receive new clothes and toys to mark the occasion. The day set off by the girl children drawing kolam decorations in front of their school and dormitory buildings. Everywhere colorful buntings were installed. The buntings waved along with the breeze matching the childrens smiles. Their enthusiasm brought a renewed energy in the adults who thought less of their everyday worries and became a part of the scenario by joining the kids in the festivities.

The third day, Maattu Pongal, is for offering thanks to cattle, as they help farmer in different ways for agriculture. On this day the cattle are decorated with paint, flowers and bells. They are allowed to roam free and fed sweet rice and sugar cane. Some people decorate the horns with gold or other metallic covers. In some places, Jallikattu, or taming the wild bull contest, is the main event of this day and this is mostly seen in the villages.

The staff had organized a wonderful fun day programme for children . Some children were dressed in their traditional costumes. The older girl children danced a classical number in front of their peers to mark the day's festivity. This was followed by a popular game known as Tug of war. The air was filled



with happiness and joy and cheering sounds from the crowds who egged their groups to pull harder to win the contest. This was displayed by the tiny tots, middle school kids, special children, and ofcourse the lady staff members who were pitted against the male staff members. The boys were thrilled that their gender won. The adult special children weren't going to be left behind and they showed their skill in musical chair which was won by Citibabu followed by Srinivasan. The last but not the least was the blindfold game which challenged the participant to hit a pot which is hung eight to nine feet above the ground and try to smash it and carry the prize housed in it. It seems like another version of piñata. This exclusive award was won by Murugappan our Sabin centre student. Tired and exhausted the kids trooped in for their special food which they enjoyed and welcomed the nap after it. During the final day, Kaanum Pongal (the word kaanum means "to view") people visit beaches and theme parks. The children in batches were taken out to visit the nearby bird sanctuary. They were delighted.

This day is a day to thank relatives and friends for their support in the harvest. Although it started as a farmers festival, today it has become a national festival for all Tamils irrespective of their origins, caste or even religion. It is as popular in urban areas as is in rural areas.

## IMPRESSIONS OF VISITORS

(in their own words –

8 August 2019

Dearest Children of Pathway

*I want to say how proud I am of each of you! The joy in your eyes is priceless! Your happiness is the most important thing to me because each of you is a choice child of our Heavenly Father. The time we get to spend with you has created memories that I will cherish always. Your performances last night were a delight to watch and experience. The music, the dancing, the miming, it was all precious to me. I love each one of you. Thank you for giving me the opportunity to help bring joy to your lives.*

*Yours always, ---Alex Martinez*

---

*Joy fills my heart every time I come to PATHWAY. The children are well cared for and they have bright smiles for everyone that passes through the gate. Chandra and all the staff bring happiness to each child by nurturing them with patience, kindness, and love. As I have come to PATHWAY over many years, I have found well educated children mature into productive adults to add value to society. Each child has found a place in my heart. --- Pamela Martinez*

---

*Thank you all for making us feel so special as we came to Pathway. I'm going to miss you all!!! I am so glad I got to meet you and I love each one of you. Keep up the great work! ---Brix Hazen*

---

*Brothers! I had such a good time being with you and playing with you. Thank you all for your gifts and your love. I will miss you all but I will remember the good times we had together! -Love --- Tommy Biglin*

---

*Thank you for showing me how to LOVE! Your smiles shine BRIGHT and your hearts BRIGHTER! Keep smiling and keep LOVING! --- Anabelle Sorensen*

---



Sisters! Thank you for loving me! I will always remember your sweet spirits! I love you! I miss you! Chandra! You are the sweetest, most kind, giving women I have ever met. The work you do for these children is miraculous. The kindness you have shown the kids, my friends, and myself will forever last in my mind as an example of goodness --- Juliette Sorensen

Thank you for welcoming us and loving us so freely ! I will always remember your sweet smile and beautiful hearts! I love you! I love Pathway! Study hard! I miss you!

Chandra, you are such an amazing women and a great role model for me! Everything about you radiates love! Thank you for welcoming us with open arms and cooking great dishes. You are so selfless and raise such amazing kids! Thank you for everything this trip has been life changing. --- Hannah Olsen

Dear Chandra,

Thank you for your hospitality. Thank you for your example of love and genuineness. You radiate with god's love and light. Thank you for taking the time to educate us and to tell us the stories that are so close to your heart. Thank you for giving SO MUCH! Giving to the children, giving to the now grown children, giving to Prasad, giving to US. You are beautiful inside and out.. Thank you for your work! ---Annabelle Sorensen

n n n

## REPUBLIC DAY CELEBRATIONS



The Republic Day is a national holiday of India, celebrated every year on 26th January. This day celebrates the anniversary of the Constitution of India and the transition of India from a British Dominion to a republic on 26th January, 1950.

After getting freedom from the British rule on 15th August 1947, India was headed by King George VI till the constitution of India

came into force on 26th January 1950. On this day India is declared as a democratic republic nation. Dr. Rajendra Prasad was elected as the first president of India.

Republic Day is celebrated with a great pride and enthusiasm throughout India. Every year on this day a grand parade is held in New Delhi. The parade starts from the Raisina Hill near the Rashtrapati Bhavan (President's Palace), along the Rajpath, India Gate and on to the Red Fort. The different regiments of the Army, the Air Force and the Navy participate in the parade with all their finery and official decorations. The President of India, who is the Commander-in-Chief of the Indian Armed Forces, takes the salute and addresses the nation.

On this day Indians proudly fly their tricolor Flag, sing patriotic songs like "Vande Mataram", "Jan Gan Man" and pay tribute to all the freedom fighters who sacrificed their lives in order to gain the freedom for India.

India marked its 71st Republic Day on Sunday with a parade showcasing some of its newly acquired capabilities and military hardware, both homegrown and like the anti-satellite missile as well as bought from abroad like US made heavy lift Chinook and the anti-tank attack Apache helicopters.

- The ceremony that lasted one and a half hours, was witnessed by Prime Minister Narendra Modi and the chief guest of this year's parade, Brazilian president Jair Messias Bolsonaro as President of India,



Ram Nath Kovind took the salute. Cabinet ministers — home minister Amit Shah, foreign minister S Jaishankar and Human Resources development minister Ramesh Pokriyal — were among the audience alongwith top bureaucrats and diplomats of many countries.

- The ceremonies this year was marked by several firsts – starting with Prime Minister Narendra Modi paying homage to soldiers killed in battle at National War Memorial instead of the Amar Jawan Jyoti at the India Gate where he was met by the newly appointed Chief of Defence Staff, Bipin Rawat, besides Indian Army chief Manoj Mukund Naravane, Navy Chief Karambir Singh and Air Force chief R.K.S. Bhadauria. The National War Memorial which was inaugurated in February last year by Modi, has been built in memory of the soldiers who laid down their lives for the country after independence.
- Other firsts included a contingent of women bikers of paramilitary Central Reserve Police Force that performed daredevil stunts. It was led by Inspector Seema Nag who was seen saluting the president while balanced on a moving motorcycle.
- Marching for the first time in the Republic Day parade was a contingent of the Corps of Army Air Defence that was recently awarded colours by the president of India.
- One of the showstoppers of the parade was India's Anti-Satellite Weapons (ASAT) system that was successfully tested in March last year and which propelled India into an exclusive club of nations including the US, China and Russia to successfully demonstrate its capabilities to shoot down a low-orbital satellite.
- The finale was marked a breath taking fly past that too saw many new elements. For starters, there were three helicopters — one from the army, navy and Air Force each flying past the saluting dias in a "Tri-service formation."
- This was followed by three of India's newly acquired Chinook helicopters, used for airlifting diverse loads to remote locations, flying in "Vic" or in a formation resembling the letter "V."
- The Chinooks were followed by five Apaches flying in an 'arrowhead' formation. Both were inducted into the Indian Air Force last year and made their debut at this year's parade.
- India's heavylift capabilities were showcased by three C-130J Super Hercules transport aircraft and three C-17 Globemasters while the Indian Air Force's airborne early warning capabilities were showcased by India's 'Eye in the Sky- Netra' (NEtwork TRaffic Analysis) radar system that was flanked by two Russian made Sukhois. Upgraded MiG 29s and the French-British made deep penetration strike Jaguar aircraft too took part in the fly past.

After witnessing the programme by this centre and completing the formalities the trust members drove down to the farm to partake in the event there. Children at Pamela Martinez and the Sabin Centre group were not to be left out. The show started with an impressive march past which included all the children from every class including the Sabin adult group. The march past was followed by a wonderful beat of the band . The band leader had made sure that all his counterparts were in their best attire which caught envy of many .This year the salute was taken by the President and Trustee of our Trust.

The flag hoisting was done by our President Dhuli Patnaik and Mrs Usha our Trustee. The programme started with a flag hoisting followed by our National anthem . The children marched perfectly in unison holding banners to depict the various classes and houses The banner they upheld this year was to mark the state and national awards won by our founder director- CHANDRA PRASAD. This was followed by a meticulous drill by the boys group. They showed their prowess in the different drill and exercises like pyramid formation which was followed by resounding applause from their peer groups. The





children put up a show which showed their expertise in drill, lazem , dumb bells, hoops having our national flag color, followed by a pyramid construction which had many variations. And finally followed by a circular wheel which depicted the angle of progress in all spheres of life as a nation.

The younger group enacted a small skit dressed in various costumes of different vegetables explaining their nutritive value followed by a dance sequence by higher class girl students, the boys paid tribute to our Indian army

The children also had formerly painted and drawn drawings related to this day which was eagerly viewed by all the assembled guests, peer groups, staff and well-wishers. In all the children practised their best to win the hearts of their trainers and audience alike. The girls were not far behind. They to showed a display of their skills in pyramids followed by variations in their techniques. They left the arena after saluting the flag and taking a bow. It was indeed a sight to watch that the Sabin Centre was not left far behind. When they took the stage to perform the entire students and their peer and every person present there cheered and welcomed them. A very confident group walked up and displayed their prowess. They performed a skit which was keenly watched by all. A Bharatanatyam dance was displayed by Arumugam much to every one's delight. They too did the pyramids and added a special touch with Amarnath upholding our national flag high.

Speeches were carefully prepared by students in local and English language which were read out by Kishore, S Deepapriyan, and D Manikandan. The older students kept the audience enchanted by a mime show depicting our Indian army who guard our nation to their best of ability and ended the show with a heartfelt gratitude sign. This was followed by a group of dancers from IIIrd and IVth standard kids and the primary classes.. The children received prizes for their efforts which was handed by our trustee Mrs Usha. The Director gave the vote of thanks and children were treated with the chocolates followed a special lunch and later a TV show of the days event being telecasted from the national capital.

## NEW CREATIVE VOCATIONAL NEW IDEAS

### OUR PAPER TIME CLOCK

After the success in making the newspaper nativity and seeing the marvellous work the kids had made the newspaper mats our brain cells started ticking for new ideas. The word ticking made us think of the most obvious choice- a clock.

We sat in a group and decided whether the designing should include a wall clock or a time piece to add beauty to a table or mantle. There was lot of thinking involved . the internet was explored and finally we decided to make a model of a table clock which would have a stand of its own to cradle it with love. We watched the kids keenly and after assessing their dexterity with a mat we decided to use that as a base and the obvious choice was a recycled CD.



Children were quite excited to start the project and add to our thoughts. The CD was sandwiched between a strong cotton cloth and a weaved paper mat and the final finish was a braided mat rope circled around the CD to give it a perfect round touch.

The next challenge was to create a stand to cradle the CD clock. Earlier we had thought of using cardboard or nuwood for this but the uniqueness would have been only if we incorporate the newspaper. We mused over the idea and finally our idea was kindled by seeing a photograph stand. Using the same weaved mats we designed the stand and used buckram cloth for strengthening the same.

Once this was complete the numbers posed another challenge. Since the entire clock was designed only with paper we decided to use only paper for the numbers too and zeroed on white paper clay to mould them. To add some aesthetic touch we used a metal

bangle with gold relief paper for the centre point where the time assembly part was to be inserted. Everything fitted beautifully and the final touch was to varnish it with minimum three coats to get a strong and beautiful finish.

With pride we had created another milestone of a unique product made by our special children. A brown box was further designed to showcase the same which has a clear plastic window for viewing. Time had been captured by these special hands and encased in a beautiful box for eyes to feast and urging the viewer to want to own one.

## THE ROYAL GARLAND

For years we have been making different kinds of garlands using various kinds of materials. Each Garland has been appreciated and we have had success over years. Changes are inevitable with time. All our previous efforts were already available in the market and we need to resolve this new challenge with another unique piece of art work.

Our thoughts once again shifted to the humble newspaper. The weaved mat had actually caught our fantasy and we were keen to use this in our new garland. Finally that scored in our votes and we ended with making circular CD size decorative pieces which had been embellished with newspaper beads to give a three dimension look added with sequins in the middle.

The next work was to make the strands to hold these decorative piece which would add statement to our garland. We had never tried using satin ribbons for the same. Each one in the group decided to lend their thoughts and we used the beautiful rich material fit for kings into our garland making. After much deliberate thought and always keeping the baseline of our special children we ended up making a petal



having dual colour. This arrangement of each petal was based on our usual jasmine flower garlands which we use too decorate our hair taught in our childhood.

Sizes, measurements and the quantum was decided based on our earlier garlands and we put our thoughts in action. Each strand completed brought more motivation and it started gaining shape. The beauty of this wreath was it's weight . It was unbelievable light on ones neck and the wearer would not be uncomfortable. After completing this stage we finally started thinking seriously about the neck piece band. We had always used beads as a choice in our earlier attempts but this had to be different and we sat down to have discussion again.

Our bead jewellery caught my eye. I remembered we had a used a French knitter to create the strand for the necklace part. Though we were not sure but decided to use the same technique for the neck band. We definitely were slightly hesitant at doing it but it was worth giving a try. To our amazement it did work. We were on our road to success. We had achieved a new model and definitely a unique one. The children's enthusiasm and patience and hard work had paid off. We are indeed glad to have a wonderful team who works with full dedication and love. Every piece churned out has been a witness of hard labour with full sincerity and love filled in it. We salute these very special hands without which our goal would never have been achieved.



The time for our Pathway Excellence Award was drawing nearer and we felt the need to change the garland design to honor those brave souls which in spite of poverty had learnt to cross the barriers and challenges of life to make a mark in the society. What better way to honor them than garlanding them with very unique garlands made by our special children.

## EXOTIC BIRDS

After every completion of a new product we are not able to rest . Our minds continue to think about new things that we can produce and how to involve our vocation and prevocation students to be more creative and have a healthy competition in the work. It's a continuous process if one wants to get the best out of his or her student. One afternoon while taking a class for the vocation group we happened to visit the terrace garden at the behest of the children. They were very eager to show their prized secret. Their face were lit up and they couldn't contain their excitement. It was at this point that we decided to clear the mystery. We climbed the staircase to reach the terrace and we were ushered to enter the terrace garden gate one by one only. One kid asked us to maintain complete silence before entering their arena. At a particular patch of their beautiful nursery they indicated us to stop with a gesture. Looking quizzical at their faces we wondered what was in store. Slowly our gaze was directed to a hidden branch where a

mother bird had built a nest and the babies were nesting in it. It took a while to understand that some teachings can't be taught in a classroom situation. These children had taken such wonderful care that the mother bird was not afraid of them and had trusted them with keeping her babies safe. Their immense joy was visible when they saw the wonderment in our eyes. Situation demanded that we keep silent and watch Mother Nature in its full form.

As quietly as we had stepped in to watch with the same intensity we trooped out quietly without making a noise.

As soon as we entered the classroom back the entire group burst out into a discussion. It followed by the leader explaining the different stages of the parent birds circling to building a nest, laying the eggs and feeding the young ones. Nature had trusted these pure souls. We listened with awe their stories .

This event led us to our new product. We decided to make a life like bird using our fine white paper clay. Moulds were brought out and each group set out to make the birds. Very carefully after drying these halves were joined to give a full 3D effect to the bird. Wire was wound with pliers to give a natural appearance for the feet and finally we set out to assemble the entire pieces.

Children were overjoyed to see the bird taking shape. The real challenge was now to give it Color. We decided that each group would add a touch of Color to their birds and then we would decide how we would showcase them. The project took more that ten days to complete and the results were very satisfying, looking at the handiwork we decided to mount them on pieces of oval shape bases of guava tree branches from our farm unit. Every piece was lovingly polished and varnished and finally every bird was placed on this piece of wood. The kids felt that it should have a touch of nature and thus paper flowers were introduced . Lovely roses and different flowers of all hues were formed and finally our project made it to the showcase.



We are very grateful and humbled by each step taken towards creativity because nothing else is more beautiful to watch than the radiant smile on these wonderful faces. They definitely qualify and aptly named as special children.

## OUR RESIN ART WORLD *continued*

After the creation of our quilled nativity and grains filled bangles and pendants the sabin group and Chennai vocational kids wanted to try something yet more different. There has always been a healthy competition between these groups.





The children from the Chennai centre had visited the farm and met their peer group during the harvest time. It was wonderful to sit down watching the sunset and feeling the stock of grains gently blowing and swaying to the tune of the wind. The fresh breath of air and the lovely aroma fills your nostrils and you wish that time would stand still. They were all seated around the edge of the field and enjoying each other's company and sharing their simple views of life as well as work.

I happened to listen to their talk and suggested they could carry a few handful back home. It was at this point that I realised that we could showcase these grains if I could come up with an idea of keeping them pest free. By then the sun was setting and we all decided to walk back to our quarters for rest. My hand was clutching two of these stock grains and invariably I laid it down on the dining table to freshen up and set the table for dinner. On my return I noticed the grains had made a pretty pattern on my glass topped dining table. A look of surprise and happiness burst in my inner self. I was pleased with my idea of using these grains in our jewellery products. The thought of RESIN flooded my mind. It took a while before I could drift off to sleep and share my thoughts with others in the morning.

Thus was born the idea of using Resin to make various pendants, bangles etc with embedding our produce much to our delight. Now we had mementos and tiny artifacts which we could have as keepsakes or sell. The group was as excited as me and I decided to check out the market for sourcing out the best raw material I could find. Finally we were able to procure a box of RESIN which had a ratio of 1:1 between clear epoxy resin and hardener. We used cheap disposable plastic cup along with some icecream sticks for stirring. Every time for any project safety measures and procedures are always followed. Plastic wrap along with gloves were added to our list. Instructions were followed to the last detail and we made our first basic shapes embedding the rice grains last year and now new pendants have emerged as per various ideas shared by our children.

They turned out to be a huge success and Pathway unit had made yet another stride in the world of Vocation for these special children. We are proud to have made quality items which will give a run to the normal community too.

After our basic trial run we have entered the RESIN WORLD to create more and more variations and unique products using this wonder material. The staff and children of both the centres have given their team effort which makes learning a very unique and pleasurable activity.

## DENGUE

The data in December 2019 showed that despite the number of cases reported in the media, data of the Union Health Ministry says that only five people have died due to dengue in Tamil Nadu from January to November this year. According to the National Vector Borne Disease Control Programme data, 6,577 people were, in total, affected with dengue in the State during the time period.

The data updated on Monday also showed neighbouring Karnataka having reported 15,232 cases and 13 dengue deaths, the highest number of cases in the country. The other neighbouring states

also reported more cases. Andhra Pradesh reported 4,647 cases and zero deaths. Kerala reported 3,940 cases and 16 deaths, and Telangana reported 12,072 cases and 6 deaths.

Dengue is caused by the bite of one of the many types of mosquitoes in the genus *Aedes Aegypti*, which has white stripes on their bodies and legs. It is caused when the mosquito has previously bitten a person who was infected. The pathway which is followed in case of the incidence of dengue is 'infected person to mosquito to another person'.

The mosquito-borne viral disease [dengue](#) has become one of the worst nightmares of the country. Also called 'breakbone fever' or 'dandy fever', it is caused by a family of viruses and is transmitted via *aedes* mosquitoes. Dengue begins suddenly, with more benign symptoms at first but which may get severe with time. The symptoms of the disease show in three to seven, and sometimes fifteen, days. They include fever, headache, joint and muscle pain, swollen lymph nodes and rashes. Recovery from dengue does not take over a week unless the condition gets severe. Mostly asymptomatic, if the condition gets critical, dengue can be life-threatening. The fever of dengue can attack anyone but those with weaker immunity are more prone to the disease getting severe when they are attacked. As it is caused by any of the five serotypes of the *aedes aegypti*, also called the yellow fever mosquito, dengue can happen multiple times to the same person. However, the person acquires immunity to the particular viral serotype which has already attacked him. A more severe form of dengue is dengue hemorrhagic fever. The symptoms of dengue hemorrhagic fever include headache, rashes and fever besides bleeding in the body (haemorrhage), formation of red splotches on the skin, black coloured stool, bleeding in gums or nose and a weakened immunity. Dengue hemorrhagic fever is life threatening and can lead to dengue shock syndrome, which is as severe and fatal.



Hearing about this dreaded condition we at Pathway immediately set out on war footing. Basically everybody was educated on the type of mosquito which cause this deadly viral infection which when not treated could lead to death. The dengue mosquito (dengue Machar) *Aedes aegypti* is one of the only few type of mosquitoes that spread dengue disease.

Every adult staff was briefed to report any warning signs of children like –

- Refusing to accept oral fluids or vomiting
- Sleepy or restless
- Bleeding of the nose and gums, especially gastro-intestinal bleeding with fresh or old blood in the vomit or stool. Old blood in the vomit looks like ground coffee ground; in the stool may be black like coal tar.
- Abdominal pain
- Skin mottling, cold sweating skin or cold hands and feet. Absence of urine in the last 6 hours





They were also informed about the basic treatment though there is no specific treatment like most viral infections, , only simple supportive care with fluids. No antibiotics are needed to treat this viral infection.

They were advised to Bring the temperature down since a very high temperature can be dangerous and can cause fits in young children known as febrile convulsions. To bring down high fever to below 39 deg C, gently sponge the child with cloth soaked in water and give paracetamol was suggested. Avoid certain drugs, for example, aspirin, NSAIDs (not steroidal inflammatory drugs such as ibuprofen) which can worsen platelet problems and also cause gastritis leading to bleeds.

The mainstay of treatment is timely supportive therapy with fluids, oral or Intravenous route. Shock can be detected clinically by the degree of rise in hemoglobin as the fluid leaks into body spaces.

Increased oral fluid intake is recommended. Always use oral fluids if one is able to drink.

Supplementation with intravenous fluids may be necessary if the patient is unable to maintain oral intake and / or is in shock.

Close monitoring in this critical period is crucial.

Blood products will be needed only if the patient is bleeding, usual site of bleed is the gut.

Our doctors were consulted and they all agreed that tests of platelets, hemoglobin, coagulation profile, liver enzymes. and some specific tests to detect Dengue can be taken for safety reasons.

Every member of Pathway was educated on keeping their environment clean, any open storage of water was discouraged. We also took upon ourselves to install steel mosquito meshes throughout all the centres to avoid any casualty.

We are proud to report that except for high temperatures that we witnessed in many children, we were able to contain this dreaded viral infection and apart from a few staff who needed hospitalization everybody scathed out without any serious damage. Keeping our childrens health priority we also got the government to fumigate our centres along with educating our kids through skits, talks and animation clips. Our children were also educated on identifying this mosquito by way of pictures and models. During this season light color clothes with full sleeves was one more precaution taken. Early diagnosis Early treatment with fluids and Close monitoring became our motto.

## WORLD SUMMIT 2020

*" If we talk of God's omnipresence, where is God? He is not found in knowledge. Love, however, is different. It is the parents' heart of love toward their children that makes omnipresence reasonable and possible". ~ Sun Myung Moon*

It was January the fourteen when I received a call from Dr Mark Hernandez. He was referred by our wonderful supporter in the United States. We had a lengthy discussion on the type of work that we do and the years of service that my late husband and I have done for the countless children from all over TamilNadu and some other states of India. After this exchange I kept the phone down and slipped back into my usual chores for the day.

The next day when I opened to check my mail I was pleasantly surprised to see a mail sent by the good doctor. It read as follows-

*Dear Dr. Prasad,*

*It was a pleasure to speak with you this morning. You are an amazing, selfless person. I so admire the work of Pathway India. Your late husband and you have labored with love and vision over the course of 40 years - truly bettering the lives of thousands upon thousands of persons with special needs and disabilities, who otherwise would have had lesser fates. It is sincerely an honor to invite you to join us at the World Summit 2020 in Seoul. The details are below in the official invitational letter signed by our executive officers. As you look the invitation over, I hope that if there be anyway possible you might truly consider attending. It will be an august gathering of global leaders of all races and faiths striving for sustainable peace.*

*I am happy to answer any questions you might have, logistical or otherwise. I'll be in contact shortly,*

*Dr. Mark Hernandez*



Michael Jenkins -President, Universal Peace Federation

I felt extremely honored to be invited to Seoul since that would give us an opportunity to showcase the world our 40 years of journey into taking care of nearly 40 thousand children and adults totally free. It would give us a platform to share our struggles as well as our success stories with a larger audience.

The President of our trust and I were invited to participate as guest of honor to World Summit 2020 on “Peace, Security and Human Development” to be convened February 2-7, 2020 in Seoul, Korea by Archbishop George Augustus Stallings, Jr.-National Co-Chairman, IAPD, Ki Hoon Kim, D.Min. National Co-Chairman, IAPD and Dr.

I would further like to add that this year World Summit 2020 featured a special session of the *International Association for Peace and Development (IAPD)*, a global association of faith leaders from every religious expression, who interact beyond the boundaries of their own faith traditions for dialogue and collaboration for the sake of peace and human development. They felt that our participation would be a valuable contribution to this session.

In addition, World Summit 2020 also included the Inaugural Assembly of the *International Summit*





*Council for Peace*, a worldwide organization of former heads of state and government who, also working outside of political interests, offered their considerable experience in statecraft to lessening tensions at the pivotal flashpoints of the world. sessions were convened to elicit the problem-solving expertise of entrepreneurs, professionals in the communication media, academicians and faith leaders, in addition to the bestowing of the *Fourth Sunhak Peace Prize Awards*. A highly selective group of several thousand delegates from around the world were in attendance.



There is a growing awareness among people throughout the world of the urgent need for innovative vision and bold leadership if we are to resolve the critical issues of our time. With this in mind, World Summit 2020 brought together world leaders, whose individual and collective experience, wisdom and insight are needed if we are to build a world of mutual understanding, sustainable peace and prosperity.

In addition to the sessions of World Summit 2020, delegates were offered a wide range of opportunities to meet with officials in Korea representing the government, the Korean National Assembly, faith-based organizations, academia, and the private sector.

World Summit 2020 has stood out as uniquely significant in that it has convened at the outset of the centenary anniversary year of the birth of the Universal Peace Federation's founder, Rev. Dr. Sun Myung Moon (1920-2012). Throughout 2020, programs and celebrations honoring the life, legacy and accomplishments of Dr. Moon will be held around the world. The conferees were guests of honor at a spectacular Centenary Celebration program at a beautiful venue in the mountains beside Cheongpyeong Lake, outside of Seoul

We were given a time slot to express about our work in a nutshell. The genuine reactions and expressions from the multitude of people from various countries gladdened our heart. We felt our visit was successful. We believe that we still have much to learn and give. Learning and gaining knowledge just doesn't ever stops. Every moment of life is meant to gather more knowledge and help the needy and disadvantaged ones. Our resolve to do this only grew more stronger and we are willing to face more challenges.



## CFBP-JAMNALAL BAJAJ AWARDS FOR FAIR BUSINESS PRACTICES-2019-2020

The Jamnalal Bajaj Awards for Fair Business Practices is a significant milestone that recognises and commemorates businessmen and industrialists who uphold the highest ethical practices in business. Constituted in 1988, these Awards are judged on eight vital parameters, including customer satisfaction, employee motivation, environmental protection and corporate social responsibility, among others. Each year, the Awards are presented to the manufacturing enterprises, service organizations as well as trade and distribution and charitable associations who have made significant efforts in promoting Fair Business Practices and demonstrated high standards of integrity in their business dealings, thereby helping to promote the interest of consumers. The Awards set a benchmark in the Business Sector as CFBP is a brand that evokes credible recognition. Our application was shortlisted for the council for fair business practices and we were invited to give a power point presentation lasting for ten minutes before the Panel of judges *followed by clarifications if any. The panel was to be headed by Ex-Delhi HC Chief Justice Mr. Justice Ajit P. Shah. We were requested to attend the meeting scheduled at 2:25 p.m. on 6<sup>th</sup> March, 2020 at the Board Room of Bajaj Group, Mumbai – 400 021.*

We attended the meet at the given scheduled time and returned the same day back to Chennai.

On the 9<sup>th</sup> of March 2020 we received the following letter from the Bajaj group....(some excerpts of the same...)

Dear Dr. Prasad,

CFBP JAMNALAL BAJAJ UCHIT VYAVAHAR PURASKAR - 2019-20

CONGRATULATIONS !

We are glad to inform you that the Panel of Judges, in its meeting held on 6<sup>th</sup> March, 2020 has selected your organisation for receiving a Trophy for 2019-20 in the Category of Charitable Association.

The Awards shall be presented at a glittering function scheduled to be held on Friday 27<sup>th</sup> March, 2020 at 5:30 p.m. Walchand Hirachand Hall, Indian Merchants' Chamber, Churchgate, Mumbai – 400 020.

Mr. Rajnish Kumar, Chairman, State Bank of India is the Chief Guest for the Awards Function along with some distinguished guests.

Thanks and regards,

Swapnil Kothari  
President

Vineet Bhatnagar  
Chairman, Awards Committee

Though we were ecstatic but were dampened with news of postponement of the award because of ongoing corona virus situation.



## RENOVATION WORK COMPLETED

As reported in our earlier year that Chennai centre has suffered extensive damages in different areas because of flood and cyclone effect. After much of deliberation we in the committee decided to repair all in different phases and priority wise. The renovation work was taken in the SABIN centre in the following areas –

Sabin school:

- ❖ All the bathrooms in the Rehabilitation centre were completely renovated with health faucets and additional wheelchair facility.
- ❖ One restroom was converted into store room.
- ❖ Entire terrace was cleaned and waterproofing was done.
- ❖ The kitchen too has seen a transformation with new stainless-steel sinks replaced along with some kitchen equipment.
- ❖ All the in and around passage areas of the building has been cemented including the kitchen and dining hall area
- ❖ The common room for various activities of the school has been rehailed, fans and light fixtures along with electrical lines has been replaced and tiled for easy maintenance
- ❖ The wells have been desilted and recharged
- ❖ The compound wall has been constructed which encompasses the entire facility

## VEGETABLES

Vegetables are the store houses of most of the vitamins and minerals and also proteins. The nutritional value of vegetables is unsurpassed – many vegetables have a low glycemic index and high nutrient content compared to other foods. Since Tamil Nadu has varied climatic conditions, most of the vegetables available on earth are grown here. Vegetables are important constituents of Indian food and a source of nutritional security due to their short duration, high yield, nutritional richness and economic viability. They are the vital sources of proteins, vitamins, minerals, dietary fibres, micronutrients, antioxidants, phytochemicals and anti-carcinogenic principles in our daily diet. The city urbanization, increase in per capita consumption, health consciousness, growing working women, shifting of farmers to high value vegetables due to higher income and continuous demand for vegetables are the significant factors fuelling vegetable growth in the country. Traditionally, Indian life style has a predilection for fresh vegetables or those processed at home. With the ever-increasing urban agglomeration in metropolitan cities like Chennai, that accommodates 8.65 million residents making it the fourth populous metropolitan city in India (2011 census) demands fresh green foods everyday at their doorway.

There is no comparison between the taste of a garden fresh tomato and a grocery store bought one that's devoid of flavor. We realise the number of benefits of growing our own crop for the following reasons-



It improves your health. Consuming more fresh fruits and vegetables is one of the most important things you can do to stay healthy. When you pick vegetables right from your garden, the vitamin content will be at its highest. Also, you are reducing the risk of eating vegetables that contain harmful chemicals—you know exactly what you're eating. In addition, getting kids involved in the gardening process will make it more likely for them to try the vegetables.

It saves money on groceries. One of the benefits of enjoying garden vegetables is a reduced monthly food bill. You can grow organic vegetables for a fraction of the cost in the stores. Getting outdoor exercise. Gardening is a physical activity and pulling weeds, planting, and digging can burn up to 400 calories per hour. Gardening is also a good mental exercise and helps keep your mind sharp. Gardening is a natural stress reliever. Being outside in the fresh air and sunshine can improve mood and make you feel rejuvenated and overall happy. Growing your own produce also gives you a great sense of accomplishment. Keeping the above in mind at Sabin Centre we involved a group of ten children to tend the vegetable garden and grow their own vegetable patch. Vegetable seeds were carefully selected phased out throughout the year to decide and plan which seeds would be grown during which month. With the help of the Farm Manager we chalked out the time table depending on the soil and weather conditions. Finally we had a list of vegetables we would grow in this academic year. The list included

- ❖ BITTER GOURD
- ❖ SNAKE GOURD
- ❖ RIDGE GOURD
- ❖ CUCUMBER
- ❖ BRINJAL
- ❖ OKRA
- ❖ FRENCH BEANS



- ❖ LEAFY GREENS
- ❖ BOTTLE GOURD





Sl. No	VEGETABLE crop cultivated (variety)	Cultivated on(acre)	Durati on	Method of preparation	Seeding method	Fertilizer used	Pesticide used	Pesticide purpose
2	BITTER GOURD	20ft*10ft	3 mths	the field is ploughed till the sand very fine and coarse without any lumps.	the bed for the seeds are made by a mixture of manure and soil, then the seeds are inserted into the soil by hand.	manure+urea		
3	SNAKE GOURD	20ft*10ft		the field is ploughed till the sand very fine and coarse without any lumps.	the bed for the seeds are made by a mixture of manure and soil, then the seeds are inserted into the soil by hand.	manure+urea	dichlorvos 76% EC	to kill leaf rollers and stem borer insects
4	RIDGE GOURD	20ft*10ft		the field is ploughed till the sand very fine and coarse without any lumps.	the bed for the seeds are made by a mixture of manure and soil, then the seeds are inserted into the soil by hand.	manure+urea		
5	CUCUMBER	20ft*10ft		the field is ploughed till the sand very fine and coarse without any lumps.	the bed for the seeds are made by a mixture of manure and soil, then the seeds are inserted into the soil by hand.	manure+urea		
6	BOTTLE GOURD	0.2acre		the field is ploughed till the sand very fine and coarse without any lumps.	the ridges are made in circles and the seeds are inserted by hand on the ratio of 3:1 per ridge and then the seeds are watered, germination of the seed will be seen after 3 days.	manure+urea+DAP		
7	OKRA	0.2acre		the field is ploughed till the sand very fine and coarse without any lumps.	the fine sand is the made into straight ridges, the seeds are placed on the ridges by hand, due to the moisture in the soil the germination will take place in 4-5 days, once the plants are older than 15-20 days, weeds should be removed and fertilizers are used to help the growth of the plants.	chelated iron		
8	EGGPLANT	in a small quantity	3 mths	a nursery bed is made, then the seeds are sowed on the bed and then the seeds are watered, after 20-25 days the saplings are ready to be transplanted.	the land is ploughed and the ridges are made on the ploughed filed and the saplings are planted on the ridges.	manure, and urea+DAP+potash		
9	FRENCH BEANS	in a small quantity	2 mths	the land should be a little moisture, then the land is ploughed and the seeds are sowed on the moist soil.		manure, and urea+DAP+potash		

The special children worked as per the timetable and with every harvest proudly presented it to the kitchen unit not just the farm school and Sabin Centre's needs



but also to the staff present there along with loads sent to Chennai Centre. It is indeed a blessing not just to be able to consume the fresh vegetables but the thought that special hands who have created and fondly raised every seedling. Their expectation was not money but the smile which said more than a picture.





## SESAME SEEDS

Along with water melon after years we had also planned to grow Black sesame which also happens to be a three to five months crop. We started our sowing process on ninth February this year.

The sesame (*Sesamum indicum*) is actually a flowering plant in the genus *Sesamum* (also called benne). The plants are actually very beautiful with attractive dark-green leaves and have tubular flowers that can be of white or pale pink color. The mature plants can grow between 3 and 6 feet tall (depending on the variety).

The sesame is widely naturalized in tropical regions around the world. And the sesame is mainly cultivated for its edible seeds, which grow in pods or buns. The *Sesamum* has many other species, most being wild and native to sub-Saharan Africa.

Sesame seed also referred as ‘queen of oil seeds’ is one of the oldest oil seed crops known, domesticated well over 3000 years ago. It has one of the highest oil contents of any seed in view of its oil (38-54%) and protein (18-20%) contents of high quality and nearly 73% of the oil is used for edible purposes and preferred for cooking due to zero cholesterol, 8.3% for hydrogenization and 4.2%. The sesame seed oil has a rich, nutty flavor and it is a very common ingredient in cuisines across the world.

The sesame is known by some other names in many different areas and languages. It is known as Til in Hindi, Assamese and Marathi, Teel in Bengali and Konkani, Tal in Gujarati, Ellu in Kannada and Malayalam, Rashi in Oriya, Thala in Sinhala, Ell in Tamil, Nuvvulu or NooPappu in Telugu and Edme in Tulu. To grow sesame we located an acre where the soil was well-drained and fertile with neutral pH. Its easy for sesame plants to do very well in dry conditions, but they can’t tolerate water-logged conditions. And the plants require full sun for proper growth and maximum yield. The uses of Sesame are many. They can be eaten either raw or toasted or in many other ways. The seed is used whole in cooking mainly for its rich, nutty flavor. The seeds are sometimes





added to breads, including bagels and the tops of hamburger buns. The sesame seed's oil is also popular in many countries. However, the uses of sesame seeds are actually many.

#### Sesame Nutrition

100 grams dried whole sesame seeds provide about 573 calories and are composed of 5% water, 12% dietary fiber, 18% protein, 23% carbohydrates and about 50% fat. The whole sesame seeds are rich in several vitamins and minerals.

#### Health Benefits of Sesame

Consuming either the oil or whole sesame seeds has many health benefits. Some notable health benefits of consuming sesame seeds are listed below.

- The sesame seeds are very good source of protein, fat, minerals and vitamins.
- Consuming the seeds or oil on a regular basis can help in lowering cholesterol and reducing blood pressure.
- Consuming sesame regularly will help in digestion and it also helps to prevent diabetes.
- Consuming the seeds or oil help in alleviates anemia.
- The seeds can protect your liver from alcohol.
- Consuming the sesame seeds or oil regularly will help in bone health (and prevent osteoporosis), and also help in preventing wrinkles.

For preparing the soil our sabin group was divided into two groups, one who were to take care of water melon field and other for the sesame field.



We are aware that these plants grow best in well-drained light to medium textured soil. The ideal pH level for growing sesame plants is between 5.5 and 8.0. Acidic or alkaline soils are not suitable for growing sesame.

Manually the soil was ploughed with the help of the farm helpers and added 10-12 kg urea and 40-50 kg super phosphate per acre during this ploughing.

The weather conditions were perfect and we set out to sow the 3kg quantity of sesame F1 hybrid variety which was enough for our one acre of spread .

Though Planting seeds in rows is very good, but we opted for scattering the seeds throughout the land while the soil is moist and a bit coarse. The other method was to space the rows to about 10-12 inches apart. Mix the seed with dry sand and spread the mixture along the furrows The seeds are to be sown about 1/2 to 2/3 inch deep. And then after covering the seeds with soil after sowing, its irrigated lightly.

Before sowing the seeds, it was treated them with Bavistin at the rate of 2 grams per kg seed. This was necessary to prevent the seed borne diseases.

Generally the sesame plants require less care as compared to many other commercial crops. But taking additional care of the plants will ensure good growth of the plants one can expect to have a good yield.

Since our soil was prepared well the use of fertilizers were not needed. This was compensated by regular adequate watering which is very important for the proper growth of the sesame plants. Timely and adequate irrigation also affect total production. Taking the help of our special gardeners we provided additional irrigation after 1 week of sowing the seeds.

These special gardeners kept vigilant guard over their fields. The moment they saw the tiny seeds germinate they would announce it with full enthusiasm and delight. It seemed like nature too felt their happiness and touched by their marvelous spirit.

They were directed to irrigate only three times in 3 critical stages. The first one at pre-flowering stage, the second one at flowering stage and the last one at pod setting stage. After around 70 days of sowing they were asked not to irrigate the plants anymore.

The other most important care was the control of weeding which was required 15-25 days after sowing the seeds. And finally another one at 15 to 20 days after first weeding.

Since no plant is pest free with the advise of our agricultural department we used diluted Ekalux diluted and Monocrotophos 36. This was used to control the Caterpillar and gall fly



### Harvesting

The sesame seeds will become ready for harvesting within the month of June. In most varieties, one can expect to harvest when the leaves, stems and capsules begin to turn yellow and the lower leaves of the plant start shedding. The ripe sesame plants will be cut at the ground level and will be stacked for 7 to 10 days in sun for making them ready for the threshing process.

## PADDY HARVESTING







Paddy is the principal crop extensively cultivated in all the districts of the state having a unique three-season pattern viz Kar/Kuruvai /Sornavari (April to July), Samba/ Thaladi/Pishanam (August to November) and Navarai/ Kodai (December to March). Rice cultivation is a complex activity that requires a series of processes to achieve the finished product. The basic stages of cultivation include- Seed selection . We selected ADT 37 during end of August .ADT 37 is moderately tillering. Its high yield potential is mainly due to high panicle weight, in turn due to high number of grains per panicle. Grains are short and bold with white rice; milling recovery is 71%. Cooking quality is highly preferred. ADT37 is resistant to leaf yellowing disease, blast, brown spot, brown planthopper, and green leafhopper, and



moderately resistant to bacterial leaf blight, rice tungro virus, gall midge, and leaf folder. It is highly suitable for direct seeding.. ADT 37 was cultivated or sown first on 28.08.2019 spread totally over 5.75 acres and the transplantation was done on 02.10.2019. We harvested nearly 137 bags. The next batch of rice bearing the variety CO-51 was sown on 06.12.2019 over 5.65 acres. This was transplanted a month later on 13.01.2019 and after three months this yielded us 128 bags with each one having a capacity of 80kgs. The major features for us to experiment this variety (CO-51) was for-

- ❖ Having Shorter duration
- ❖ High yielding semi dwarf rice variety







- ❖ Moderately resistant to Blast, Brown Plant Hopper and Green Leaf hopper
- ❖ White medium slender rice with high milling (69%) and head rice recovery (63%)
- ❖ Intermediate amylose content (22%), gelatinization temperature and soft gel consistency

The nutrient value and health benefits of rice are so



many that it has been our staple food. The benefits are-

It's a very good source of energy

It is cholesterol free

The bran oil derived from its paddy form supports cardiovascular health

It is also a very good source of niacin, vitamin D, calcium, fiber, iron, thiamine and riboflavin Since there are thousand varieties of hybrid varieties of rice available we decided to grow ADT 37 for the given reasons-

Parentage – BG 280-12/ PTB 33

Duration (Days) –105

Average yield (Kg/ha) – 6200

1000 grain weight (g) – 23.4

Grain type – Short bold

Habit – Semi dwarf, Semi erect

Rice color - White



Special features – Resistant to many pest and diseases

Seed dormancy – 60 days

We were able to harvest 78 bags each holding 80 kgs.

The basis of seed selection was done while keeping in mind the maximum yield, improved germination, resistance to disease and pest attacks, uniformity in plant size and less weed problems.



The next stage of preparation is the land. The main purpose of land preparation is to have the soil in optimum physical condition for growing rice. Plowing and tilling of land is done to predetermined levels that allow rice plants to develop a good root system.

The proper preparation of land for sowing is achieved via tractors (mechanical means) or with the help of water buffaloes. Land preparation also



includes land levelling to ensure water reaches all areas planted. Usually it is done before the rainy season. The weeds are cleared and the field is ploughed by buffaloes or tractors to a depth of few inches. Manures and fertilizers are added to the soil. Using the Wet system of cultivation, the land is ploughed thoroughly and puddled with 3 to 5 cm of standing water. The land is then levelled to facilitate uniform distribution of fertilizers

and water. After the seedlings of rice sprout its transplanted into the main fields.

The method to introduce rice plant to the soil used was the transplantation method. We used the Transplantation method which is the basic method practiced here. To begin with, seeds are sown in nursery and seedlings are prepared. After 4-5 weeks the seedlings are uprooted and planted in the field which has already been prepared for the purpose. The entire process is done by hand. It is, therefore, a very difficult method and requires heavy inputs. But at the same time it gives some of the highest yields.

Cultivated rice is extremely sensitive to water shortages and when the soil water content drops below saturation, most rice varieties develop symptoms of water stress. Good water management practices are needed to keep usage at optimum levels and to maximize rice yield.

Pre-planting steps that help with water management include;

- ❖ Proper creation and maintenance of field channels for water delivery
- ❖ Land levelling that allows water to be evenly distributed and retained







❖ Tilling operations that include rice field bund preparation, water puddling and maintenance. Each growth stage of the rice plant has a different nutrient need. Keeping this in mind, we ensure that the rice plant gets the proper nutrients at the right time. Prolonged flooding of rice fields ensures that we are able to conserve soil organic matter and also receive free input of nitrogen from biological sources. For higher yields, more nutrients must be added to the soil. The rice plant can come under threat from different sources in the field. These include attack by rodents, insects, weeds and disease. Different strategies are used to protect and

maintain crop health. A good understanding of pest behavior, natural enemies, host plants, other organisms and the environment help determine the type of pest management required.

We usually manage weed control through water management and land preparation, by hand weeding, and in some cases with the application of herbicides. Finally in the field it ends with the process of harvesting.

Harvesting is the process of collecting the mature rice crop (rice paddy or rough rice) from the field. Depending on the variety, a rice crop usually reaches maturity at around 115-120 days after crop establishment. Harvesting activity includes cutting, stacking, handling, threshing, cleaning, and hauling. Good harvesting methods help



maximize grain yield and minimize grain damage and deterioration.

Harvesting can be performed manually or mechanically. We opted for mechanical to avoid the intensive manual labour cost which could stretch for days. After cutting, the rice was threshed to separate the grain from the stalk and cleaned using the thresher machine and then the process of winnowing. Winnowing is a process of removing the unwanted particles from the paddy grains. The simplest way is by pouring the paddy down from a height on a windy day to a large square mat on open ground. The grains fall to the mat while lighter chaff blows out.





Milling of rice is a crucial post-production step. The basic objective of a rice milling system is to remove the husk and the bran layers and to produce an edible, white or brown rice kernel that is sufficiently milled and free of impurities. Milling means removal of the yellowish husks from paddy so that white or polished rice is obtained. In a rice mill the paddy is made to pass between varying sets of huller or rollers till it is milled or polished.

The most enjoyable part for our Sabin group comes during the harvesting time. Dressed in their farm attire the entire lot troop to the paddy area. Under the guidance of their special teachers and watchful eyes of the farm helpers they set out to do their task. They enjoy the tractor ride and the excitement on their faces light up when the harvester machine pours the paddy into the dipper. The special hands gather these grains with delight and feel proud that they were a part of this entire process which would feed many a mouth.

## GROUNDNUT – STORY IN A NUTSHELL



In the mid month of December our Sabin group was involved in growing groundnuts on 2.60 acres.. Usually the season for the cultivation of groundnut crop varies considerably in India on account of variations in soil and climatic conditions in different states. In India, groundnut is cultivated in 3 seasons viz., Kharif (monsoon or rainy season), Rabi (winter season) and Summer.

In Tamil Nadu, groundnut is grown in five seasons viz., Adipattam (June-July), Karthikaipattam (Oct-Nov), Margazhipattam (Dec-Jan), Masipattam (Feb-March) and Chithiraipattam (April-May).

Here are some of the mind-blowing health benefits of groundnut

1. It is rich in antioxidant
2. Heart-healthy fats
3. It is a high source protein
4. Groundnut is a rich source of minerals
5. It is rich in vitamins

**Since** Groundnut seed with its high oil content is a good substrate for the development of pathogens. There are several seed and soil-borne diseases of groundnut which cause considerable damage to the seeds and seedlings emerging from soil. The pods have to be shelled only few days before sowing and the seeds be treated with fungicides. Seed treatment with any one of these fungicides is effective in protecting the seedlings against seed and soil-borne diseases resulting in higher plant stand. Good quality seed of improved varieties suitable for the area is one of the most important factors for increasing productivity. Good seed is essential for establishing the required plant population, good development and yield. Purity, good viability, uniformity of seed size, colour, weight and freedom from seed-borne diseases are the chief characteristics of good seed. This can be achieved by the use



of certified seeds. Purity of seeds is essential because mixed seeds do not ensure a uniform crop stand and lowers the market value of the product. Germination, stand of the crop and ultimate yields depend on the viability of the seed. The seed we chose was GROUNDNUT OF V6 variety. This crop had a growth of three months span. The usual methods of sowing groundnut are

- ❖ seed drill (bullock drawn or power drawn);
- ❖ sowing behind the country plough and
- ❖ hand dibbling.

The field is ploughed with the help of oxen and followed by the oxen a man manually drops the seeds on the ground, this is done until the entire field is covered. Once this process is over, the field is leveled and the pathway for the water to flow in is created.

We also realized in our learning process that the depth of sowing of the seed influences germination and emergence through soil temperature and availability of moisture. In light soils, seeds are sown to a depth of 5-7 cm and in heavier soils to a depth of 4.5 cm. The depth of sowing should be less when the soil contains plenty of moisture than when it is moderately dry. Too shallow sowing limits germination as the upper layers of the soil dry out before radical emerges and suspend germination. Slight compaction of the soil over the seed is necessary to have good contact of the seed with soil and to ensure quicker germination and this can be achieved by drawing a beam or a blade-harrow across the line of sowing.

The only pesticide we used was DAP and Complex to control the pests that feeds on the roots of the plant like roller and baux

The crop was observed as the harvest time neared for drying and falling of older leaves and yellowing of the top leaves which indicated maturity. A few plants at random were pulled out





and the pods were shelled. The inner shell of brownish black and not white indicated to us that the crop has matured.

We were ready to harvest our bountiful crop on the 4th march which yielded us around 960kgs after we sent it to the factory for de-shelling which was to be stored and used for our children's provision.

## WATER MELON



After witnessing paddy harvest our attention was diverted to grow some fruit for the children residing at the farm. It was an unanimous decision to grow watermelon. It was years since we had grown watermelons due to various unfavorable conditions. As a nutritionist I was aware of the health benefits of consuming these fruits. The healthy or beneficial effects of watermelon are mainly derived from its unique nutrients, vitamins, minerals, and organic compounds. These include significant amounts of vitamin C, calcium, magnesium, fiber, protein, and a large amount of potassium, as per the USDA National

Nutrient. Furthermore, they contain vitamin A, vitamin B6, niacin, thiamin, and a wide variety of carotenoids and phytonutrients, including lycopene! The farm supervisor had been on a visit to Bangalore and discovered the namdhari seeds group selling some of the best seeds. We procured around 6 packs of the NS295. We decided to try out for the following reasons-

NS295 A well established medium to early hybrid (80-85 days) with good adaptability. Fruits are oval to oblong in shape, each weighing 9-10kg. Rind is light green with dark green stripes. Flesh color is deep crimson red with good texture and sweetness (TSS 12-13%). Good transport and keeping quality are other major attributes of this popular hybrid.



Hybrid type:

Oval To Oblong Type Hybrids

Relative days to maturity (DS):

80-85

Rind Pattern:

light green rind with distinctive dark green stripes

Fruit size (kg):

9-10

Fruit shape:

oval to oblong

Flesh colour:

deep crimson

Flesh texture:

very good

Sweetness TSS (%):

11-12

Remarks:

very good shipper and adaptability

Recommended for: India



A half acre was marked for this purpose and we set out to work on the same from the twentieth of January this year. The harvest was due after 3 months.

We were aware that Watermelons grow well in deep fertile and well-drained soil. It gives best result when grown on sandy or sandy loam soil. Soil having poor drainage capacity is not suited for watermelon cultivation. Follow crop rotation as continuous growing of same crop on same field leads loss of nutrients, poor yield and more disease attack. pH of soil should be in between 6-7.

Plough land and bring to fine tilth. Watermelon can be direct seeded or transplant in nursery and then transplanted to main field. We tried the direct seeding method or the Pit method.

There are different sowing methods to grow this fruit which are-

**Furrow Method:** Sowing is done on either side of furrows. Sow 3-4 seeds (After germination keep only healthy seedling) at a time and keep plant to plant distance of 60-90cm.

**Pit Method:** Sow 4 seeds in pit. For that make pit of 60x60x60cm at distance of 2-3.5m between two rows and 0.6-1.2m between plants. Fill pit with well decomposed cow dung and soil. After

germination keep only one seedling.

**Hill method:** Similar to pit method. In this, pit of 30x30x30cm pits are made at distance of 1-1.5m.

Two seeds are sown per hill.



Depending upon sowing method spacing may get vary. In pit method use row to row spacing of 2-3.5m and 60 cm between two plant. While sowing the seeds we made sure that it was atleast 2-3 cm deep. This was a fun time with the Sabin group since the entire acreage had markings of pits in their names. Each one had decided to take extra precaution and care to see that their water melon grows the best.



With the help of supervisor and farm help the special adults of Sabin group manually dug out the pits after the seed treatment was done it was sowed immediately at the seed rate of 1.5 to 2 kg. Before sowing the seeds are treated with Carbendazim@2gm/kg of seeds. After this chemical treat, the seeds are further treated with Trichoderma viride@4gm per kg of seeds. The seeds are dried in shade and then sowed immediately. A composition of DAP, Potash and Cowdung was filled in every pit and water was poured in each pit, and finally three to four seeds were buried in each pit. The most important factor in any agricultural produce is determined by the after care - meaning removal of weeds. We didn't have to worry on this area since we had a batch of most eager young gardeners who take their jobs very seriously. If the weed control measure is not in place it can lead to a minimum of 30% loss.

The weeding was done two to three times. As the time of maturity neared irrigation was done only when needed. We avoided over flooding in watermelon field. Infact genuine care was taken to see that at time of applying irrigation, care was taken not to wet the vines or vegetative parts, especially during flowering and fruit-set. For better sweetness and flavour, irrigation was reduced 3-6days before harvesting. During the period of growth we definitely did have pests which we needed to control.

The following are some-

**Aphid and Thrips:** They suck the sap from the leaves resulting in yellowing and dropping of leaves. Thrips results in curling of leaves, leaves become cup shaped or curved upward.

**Fruit fly:** It is serious pest. Females lay eggs below epidermis of young fruits. Later on maggots feed on pulp afterward fruits starts rotting.

The melons can also be affected by the following diseases like-

**Powdery Mildew:** Patchy, white powdery growth appears on upper surface of leaves also on main stem of infected plant. It parasitizes the plant using it as a food source. In severe infestation it causes defoliation and premature fruit ripening.

**Sudden wilt:** It can affect crop at any stage. Plant get weak and give yellow appearance at initial stage, in severe infestation complete wilting is observed.

To avoid the same we made use of Malathion 50EC and neem oil which is a product produced at the farm This was done to increase the flowering and controlling the pests.

Patience of three months had given fruit. Everbody was excited since the day of harvesting was drawing nearer. The tip to harvest. The special gardeners were taught some tips on how to recognise which fruit could be harvested. Their attention was drawn to the tendril near the stem. If tendril near



stem gets dried also whitish color of fruit which touch to ground get yellowish then assume that fruit is ready for harvesting. On thumping melon if it sounds hollow (usually as a dull thump or thud) then it is ready for harvest and immature fruit sounds dense. Dont pick immature fruits as they ripe only when attached to vine. Immature fruit don't have rich sugar content or color. And finally to harvest ripe fruit, cut stem 1" from fruit with a pair of sharp pruners or knife.



With all this information tucked under their belt they started the harvest procedure. The day was the 27th march. Their enthusiasm was a delight to watch.

With the help of farm helpers we were able to harvest around two and a half tonnes. Nearly a tonne found its way to the dining table for the entire pathway group, including staff and the balance found its way to help during the COVID time to surrounding villages. We are proud of our special group since it is they who work towards self sufficiency and make us understand the true value of ABILITY though being encompassed in the word DISABILITY

## WEAVING MAT FROM COCONUT LEAVES



Nature has provided us with so many natural resources that can be used effectively and used for training our special adults to be more productive and lead a better life. In our previous articles we have mentioned about using our coconut leaves to create broomsticks which is a necessary requirement for every household unit. In this session we have focused on weaving mats from the same.

Weaving of coconut fronds is a very ancient craft which is practiced in India. Generally raw materials are abundantly available in the local. The raw products are used directly without

any processing. The coconut palm is very huge and the stem of palm leaves are cut down from the tree and are made up into mats. These leaves generally need no preparation but it is made sure that the leaves



from top to bottom are in good condition. The weaving is started from one side of the palm leaf. Artisan folds the palm stripes in a crisscross manner and begin to weave by interlocking the leaves. Each and every leaflets are bent one by one and adjusted accordingly.

We introduced this art to our special adults who enjoyed learning this process under the shade of the coconut trees. Placed on the path at the farm it brought hours of delight, companionship and being a eco friendly product wastage was not something one needed to worry about while training. Working with nature and in natural surroundings brings internal peace and satisfaction. The weaving itself takes no unusual physical prowess. In fact, frond weaving is well suited to the needs of both recreational craft and physical therapy programs, as well as the general hobbyist. With a little patience and effort, a novice weaver can acquire the skills of an ancient art which is as uncomplicated as it is beautiful.



There is no difficulties of starts, joining's, and endings as it is a very antique craft which is recyclable and easy to fix. Weaving is done one by one very neatly and leaves are adjusted to make it stiff. The weaving is continued till the top end of the leaves. Square weaving is accomplished in an over and under patterns. The leaves are carefully bent and weaved so that there should be no damage while weaving. Once the weaving is completed, the other side of the fronds are also weaved in the same manner.

The crisscross weave of the mat is held in place by interlacing the palm leaf strips between each layer. Later the edges of the leaves are tied tightly with knots and the extended leaves are trimmed. The top end of the fronds have very thin structure which are not used in weaving process is cut. Now the prepared mat is also used for separating husk from rice. The husks are the lighter impurities present in the rice. People used coconut palm leaf fronds to blow the wind while doing de-husking process manually.



This is one of the traditional method since times. The stem is divided into two parts using bill hook, so that the leaf fronds hang from one side. Then the two pieces of mat are laid back to back and tied by interlacing with waste vines, to create a raincoat product. The double thick layer mats are very durable

and avoids getting damp in the rain. The making of raincoat from coconut palm leaf is a very oldest art which has now disappeared. Raincoats made from coconut palm leaf fronds are comfortable to carry but now a day's due to modernization people prefer to wear plastic and other new raincoat products.

The cleaning of coconut trees is a vital process in the maintenance of a tree in its life span. The branches of the trees are trimmed and the essential fertilizers are provided for the roots of tree for its nourishment and a combination of natural salt and pesticides are kept on top of the tree to prevent the pest from feeding upon the new shoots.

It also takes a skilled person to climb a coconut tree without any additional support. In modern days there are plenty of machines which are available in the market for the climbing purpose.

All parts of the coconut tree are almost used for the domestic purpose and commercial purpose. Among these, the coconut branches are traditionally used to build roof for a hut (small man-made shelter), the leaves when weaved in a crisscross pattern will act as a perfect shade and a waterproof material, thus serving it's purpose as a construction material.

The leaves are collected from the tree and are left for drying for a day or two, the bottom portion of the branch is removed because the leaves are shorter in length and are not suitable for weaving. Once the bottom portion is removed, another skilled person is required to splice the coconut branch perpendicularly into two equal halves. Then the individual halves are weaved in the crisscross pattern.

The weaving of the coconut leaves is not a bigger task, rather it's a fun filled art especially for the sabin intellectually disabled adults.

## OUR LATEST ACQUISITIONS

An important goal of the AgroFarm is to provide food to the surrounding destitute villages, to instill a sense of duty, responsibility, and community, and show that the poor and disabled can become self-sufficient and contribute to society. With this in mind, the children of Pathway inaugurated the







program “Poor Helping Their Poor Brethren” in August 2002, which will donate rice and any surplus crop regularly to needy persons each month.

In maintaining the above we believe that to help keep our farm eco friendly and utilize our natural resources to the fullest we decided to use the services of a **SHREDDER CUM PULVERISER** which would convert the dry and wet farm waste into organic manure thereby increasing the moisture content, fertility of the soil and simultaneously reducing the usage of chemical fertilizers. We like to mention here that our supporter Mr Bill Benac has been in tune to our feelings and has raised money and sent the same as a Christmas gift. We are indeed very grateful to him

The specifications are listed below as follows..

Product Details:

Type	Elevator Model Tractor PTO operated
Production Capacity	2000Kgs to 2500Kgs
Model No.	45HP capacity
Power Type	Diesel
Grade	Semi-Automatic

- Features:

- Agricultural farm waste both dry and wet can be converted into organic manure by the way of shredding them into small pieces and getting them decomposed.
- The shredded & pulverized waste can be spread on the field as organic manure to increase the moisture content, and fertility of the soil, simultaneously reducing the usage of chemical fertilizers.
- The shredding and pulverizing efficiency is 100%.
- Decomposition period is very quicker due to pulverizing.
- This machine is also suitable for preparing vermicompost.
- KEW make Tractor PTO operated type Shredder cum Pulverizer is suitable to shred and pulverize the agricultural waste like Coconut fronds, palm tree fronds, pruned tree branches (up to 100 mm Diameter), Tapioca, Mulberry plants, harvested banana trees, papaya trees and areca nut trees etc.,
- It consists of feeding chute, outlet mouth, rotor assembly with 6 nos. of partially tapered 12 mm thickness blades mounted on one side and 48 nos. of small rectangular 10 mm thickness blades mounted on the other side supported by a disc.
- The entire rotor assembly is covered by 4 mm thickness top cover.
- A 12 mm thickness flat blade is fixed on the top frame which is mounted on the inlet chute side.
- The propeller shaft takes drive from PTO shaft of the tractor and transmits power to the machine.
- Three Point Linkage is provided in the machine for the stability during operation and transportation of the unit. Specification: Type Tractor PTO operated Overall Dimension Length 1470 mm x Width

1770 mm x Height 1050 mm Weight 540 Kg (approximate) Output Capacity 2100 – 2500 kg / hour (approximate) Power requirement 45 HP above Transporting Unit 3 point linkage arrangement or 2 Nos. of Pneumatic wheels with axle and tow bar.

We are very grateful for this support from our wonderful supporter Mr Bill Benac. We acknowledge this whole heartedly.

## CULTIVATOR

We believe that this wonderful piece of equipment will aid us in keeping our farm safe and clean and aid us to be a part of the eco friendly conservation of nature along with providing more jobs for our Special adult intellectually disabled

Our need of the hour has been the cultivator which is primarily **used** to mix loose soil creating a perfectly formed bed of soil ready to embrace the roots of flowers and vegetables requires tools and techniques suited to the task. Cultivators are mainly used to prepare soil for the plants that will grow there, but they can also remove weeds, sculpt the soil into rows and beds or improve its structure to allow air and water to penetrate more easily to the roots of plants. Cultivators work best when the soil is slightly moist to the touch; soil that is too dry or wet is significantly more difficult to cultivate. Cultivating clay soils saturated with water causes it to form clumps that will restrict the development of plant roots. Although cultivating between plant rows is an effective way to control weeds, regularly working soils heavy in clay destroys its structure, leading to compaction that inhibits plant growth. Heavy soils should only be cultivated to prepare a seedbed for planting or to mix compost or organic fertilizer into the soil. The various uses of the cultivator we acquired are designed to plow the soil into rows use a wedge-shaped blade in place of metal prongs or disks. This type of cultivating attachment creates a shallow trench in the soil ready to accept a line of seeds. Once the seeds are in place, the furrowed soil next to the trench is ready to be pushed over them.



Cultivating clay soils saturated with water causes it to form clumps that will restrict the development of plant roots. Although cultivating between plant rows is an effective way to control weeds, regularly working soils heavy in clay destroys its structure, leading to compaction that inhibits plant growth. Heavy soils should only be cultivated to prepare a seedbed for planting or to mix compost or organic fertilizer into the soil. The various uses of the cultivator we acquired are designed to plow the soil into rows use a wedge-shaped blade in place of metal prongs or disks. This type of cultivating attachment creates a shallow trench in the soil ready to accept a line of seeds. Once the seeds are in place, the furrowed soil next to the trench is ready to be pushed over them.

This cultivator is attached to our four-wheel tractor by means of a three-point hitch and driven by a power take-off Drawbar hookup is also still commonly used worldwide.

It has proved to be very beneficial and a useful aid for our farming work.

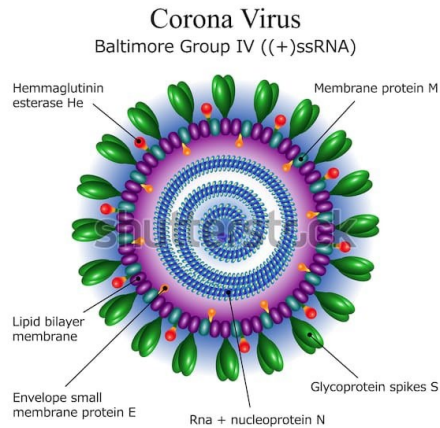
## PORTABLE SPRAYER

To make work easier for our special adults we decided to buy a portable sprayer which would assist them in their spraying work. This handy model has a specification of

Rated Power: 0.7 kW(1 hp), Displacement: 26 cc, Speed: 7500 RPM, Engine Type/Fuel: 2-Stroke/Petrol, Weight(Without Hose): 6.8 kg, Fuel Tank Capacity: 600 ml, Fuel Consumption: 500 ml/hr, Suction Volume: 9 L/min and has 50 litres tank capacity.



## IN THE WAKE OF CORONA VIRUS



In the wake of the Corona Virus we have taken steps to teach our children about the safety measures and precautions to be taken during this most difficult period.

The children apart from discussions, drama, video, TV presentation we also have enhanced the awareness in the form of posters and showed it in the form of comic which has been designed by the government of India.

Children have been shown in form of demonstration too along with tests carried out for every child to further clear any doubt. Our medical doctors have thoroughly checked every child and the use of sanitizers and hand wash has been made mandatory.

As per the State Government directive the home and day care



children have been sent home to their respective guardians till the 31st march 2020. The following are a few examples of the awareness programme done



The above is an example of the comic book narrated to the children.

The WHO has advised the following which has been introduced to the kids.

1. Wash your hands frequently

Regularly and thoroughly clean your hands with an alcohol-based hand rub or wash them with soap and water.

Why? Washing your hands with soap and water or using alcohol-based hand rub kills viruses that may be on your hands.

Maintain social distancing

Maintain at least 1 metre (3 feet) distance between yourself and anyone who is coughing or sneezing.

Why? When someone coughs or sneezes they spray small liquid droplets from their nose or mouth which may contain virus. If you are too close, you can breathe in the droplets, including the COVID-19 virus if the person coughing has the disease.



Avoid touching eyes, nose and mouth

Why? Hands touch many surfaces and can pick up viruses. Once contaminated, hands can transfer the virus to your eyes, nose or mouth. From there, the virus can enter your body and can make you sick.

Practice respiratory hygiene

Make sure you, and the people around you, follow good respiratory hygiene. This means covering your mouth and nose with your bent elbow or tissue when you cough or sneeze. Then dispose of the used tissue immediately.

Why? Droplets spread virus. By following good respiratory hygiene you protect the people around you from viruses such as cold, flu and COVID-19.

If you have fever, cough and difficulty breathing, seek medical care early

Stay home if you feel unwell. If you have a fever, cough and difficulty breathing, seek medical attention and call in advance. Follow the directions of your local health authority.

Why? National and local authorities will have the most up to date information on the situation in your area. Calling in advance will allow your health care provider to quickly direct you to the right health facility. This will also protect you and help prevent spread of viruses and other infections.

Stay informed and follow advice given by your healthcare provider

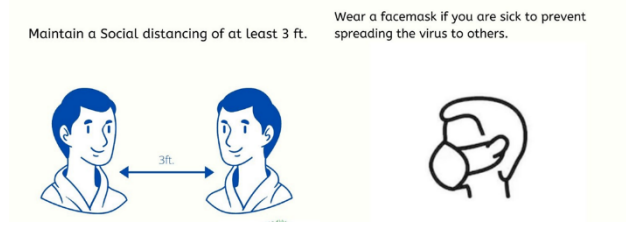
Protection measures for persons who are in or have recently visited (past 14 days) areas where COVID-19 is spreading

- Follow the guidance outlined above.
- Stay at home if you begin to feel unwell, even with mild symptoms such as headache and slight runny nose, until you recover. Why? Avoiding contact with others and visits to medical facilities will allow these facilities to operate more effectively and help protect you and others from possible COVID-19 and other viruses.
- If you develop fever, cough and difficulty breathing, seek medical advice promptly as this may be due to a respiratory infection or other serious condition. Call in advance


and tell your provider of any recent travel or contact with travelers. Why? Calling in advance will allow your health care provider to quickly direct you to the right health facility. This will also help to prevent possible spread of COVID-19 and other viruses. Protect yourself and others from getting sick




The following posters were used to aid the awareness programme



Cover your mouth while coughing or sneezing.



Self-quarantine if you notice **COVID-19** symptoms.



## AWARDS



Pathway has received numerous awards and prizes from various sources and institutions over the years:

Our organisation has been nominated for receiving a Trophy for 2019-20 in the Category of Charitable Association from **CFBP JAMNALAL BAJAJ UCHIT VYAVAHAR PURASKAR - 2019-20**

The **NATIONAL AWARD FOR THE EMPOWERMENT OF PERSONS WITH DISABILITIES** in the category of BEST INDIVIDUAL – PROFESSIONAL FOR THE YEAR 2019 is conferred on DR. CHANDRA PRASAD for her achievements.

Receiving the **MAHATHMA GANDHI AWARD** on Oct 1st 2019, on the 150th Anniversary of our Father of the Nation for SOCIAL GOOD

The Global Peace University has conferred the HONORARY DOCTORATE in the degree of - DOCTOR OF SOCIAL WORK on CHANDRA PRASAD on the first of September 2019.

**BEST SOCIAL WORKER AWARD** conferred on CHANDRA PRASAD in the year 2019 by the Hon'ble Chief Minister Mr Edappadi K. Palaniswami, Govt. of Tamilnadu





On 19th January 2019 the Kancheepuram District Self Financing School Association honoured our school in the –THE FIFTH AWARDS CEREMONY’ for hundred percent result for the tenth standard for the year 2017-2018

Bharath Jyothi Excellence Award conferred on CHANDRA PRASAD IN THE YEAR 2018 by the National Integrity Cultural Academy under Global Achievers Council

Social Award on 107<sup>TH</sup> Birthday Anniversary of MOTHER TERESA by Justice S Rajeswaran and Justice M V Muralidharan of Madras High Court conferred on CHANDRA PRASAD in the year 2017

GODFREY PHILIP Social Bravery Special Award conferred on A. D. S. N .PRASAD in the year 2013

THE PROFESSOR RAMESH K OZA Oration Award conferred on A. D. S. N. PRASAD in the year 2013

“Best Employee” awarded to one Pathway employees – Hon’ble Social Welfare Minister, Government of Tamil Nadu, 2013

"The Noble Soul Award" - Award of Excellence in the field of Social Responsibility & for Valuable Support presented by Sathyabama University on 7th December 2013

Pathway Centre for Rehabilitation & Education of Mentally Retarded was awarded " –The Best Institution for the Disabled for the year 2009-2010 by the Hon’ble Chief Minister of TamilNadu, - Mr. M. Karunanidhi

“MCDS-Award for a couple rendering exceptional services to the disabled” awarded to - Mrs Chandra Prasad and A D S N Prasad, 2007. Award consisted of cash award, plaque and a citation handed over by Hon’ble Shri Surjit Singh Barnala, Governor of Tamil Nadu, in the presence of many distinguished persons including Mr. Devarajan, Managing Trustee of MCDS.

Award for “Services Rendered to the Mentally Disabled” –Council of Parent's Association of the Mentally Retarded, Chennai, 2002

“Vocation Excellence” award to A.D.S.N. Prasad for his services to the disabled –Rotary Club International, 1999

1998 award for “Most Outstanding Institution in India Serving the Disabled” and “Most Outstanding Employer of the Disabled in India” –Hon’ble Prime Minister of India, Mr. Atal Behari Vajpayee, (awarded in 1999)



- 🏆 “Best Institution Serving the Disabled”  
– Hon’ble Chief Minister of Tamil Nadu, Ms. J. Jayalalithaa, 1995
- 🏆 “Best Employer of the Disabled”  
– Hon’ble Social Welfare Minister, Government of Tamil Nadu, 1995
- 🏆 “Best Employees” awarded to two Pathway employees  
– Hon’ble Social Welfare Minister, Government of Tamil Nadu, 1995
- 🏆 “Exceptional Contribution for Services to People”  
– Government of Karnataka, 1995
- 🏆 “Services Rendered to the Mentally Disabled in India”  
– Japanese SIVUS Council, 1993

